

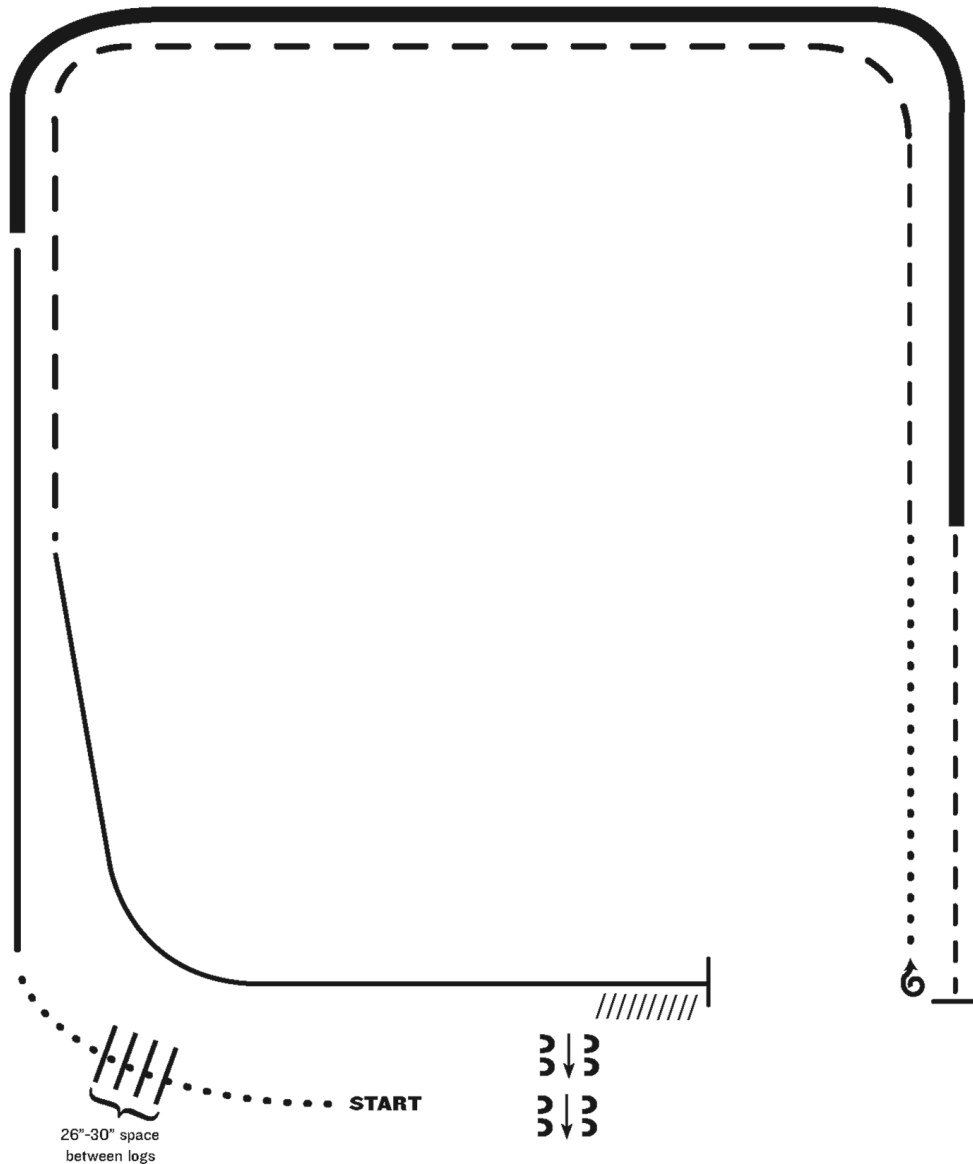
HEARTS & FLOWERS POR

Ranch Riding

Show Date: FEBRUARY 12 - 15, 2026

w w w . H o r s e S h o w P a t t e r n s . c o m

w w w . H o r s e S h o w P a t t e r n s . c o m



1. Walk
2. Walk over logs
3. Lope right lead
4. Extended lope (right lead)
5. Trot
6. Stop, 1 1/2 turns right
7. Walk
8. Trot
9. Extended trot
10. Lope left lead
11. Stop and Back
12. Side pass right

Note: The drawn description of this pattern is only intended for the general depiction of the pattern. Exhibitors should utilize the arena space to best exhibit their horses.

[RR/AQHA-6]

Pattern Provided by:

JUDGES

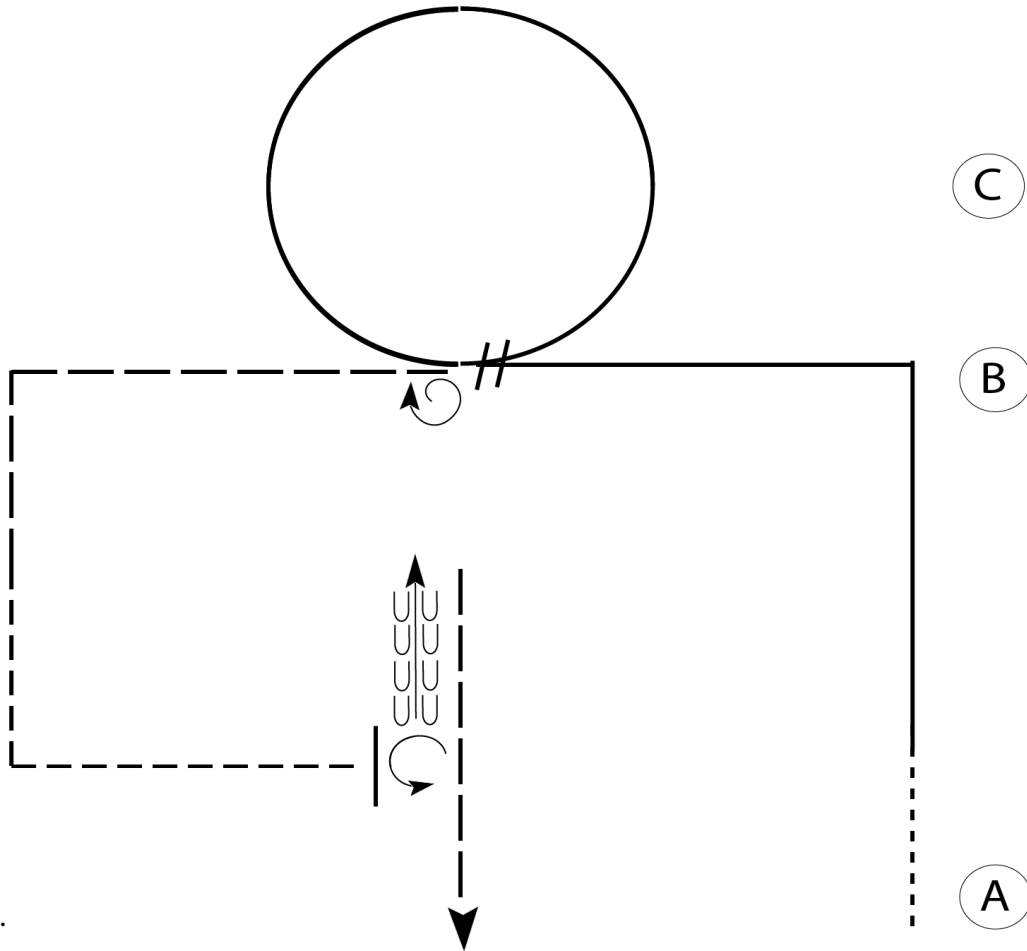
HEARTS & FLOWERS POR

YTH, AM & MASTERS HORSEMANSHIP

Show Date: FEBRUARY 12 - 15, 2026

w w w . H o r s e S h o w P a t t e r n s . c o m

w w w . H o r s e S h o w P a t t e r n s . c o m



Be ready at A.

1. Walk approximately 2 horse lengths from A.
Lope on the left lead to B and lope a square corner
2. Perform a simple or flying lead change.
3. Lope a circle to the right.
4. Stop and perform a 360 degree turn to the right.
5. Extended jog thru first square corner. Slow to a jog midway and continue to jog through second corner.
6. Stop and perform a 270 degree turn to the left.
Back one horse length.
7. Pattern is complete. Exit at the extended jog.

Walk	-----
Jog	-----
Extended Jog	-----
Lope	-----
Lead Change	
Back	
Marker	(B)

[WH/2-108]

Pattern Provided by:

JUDGES

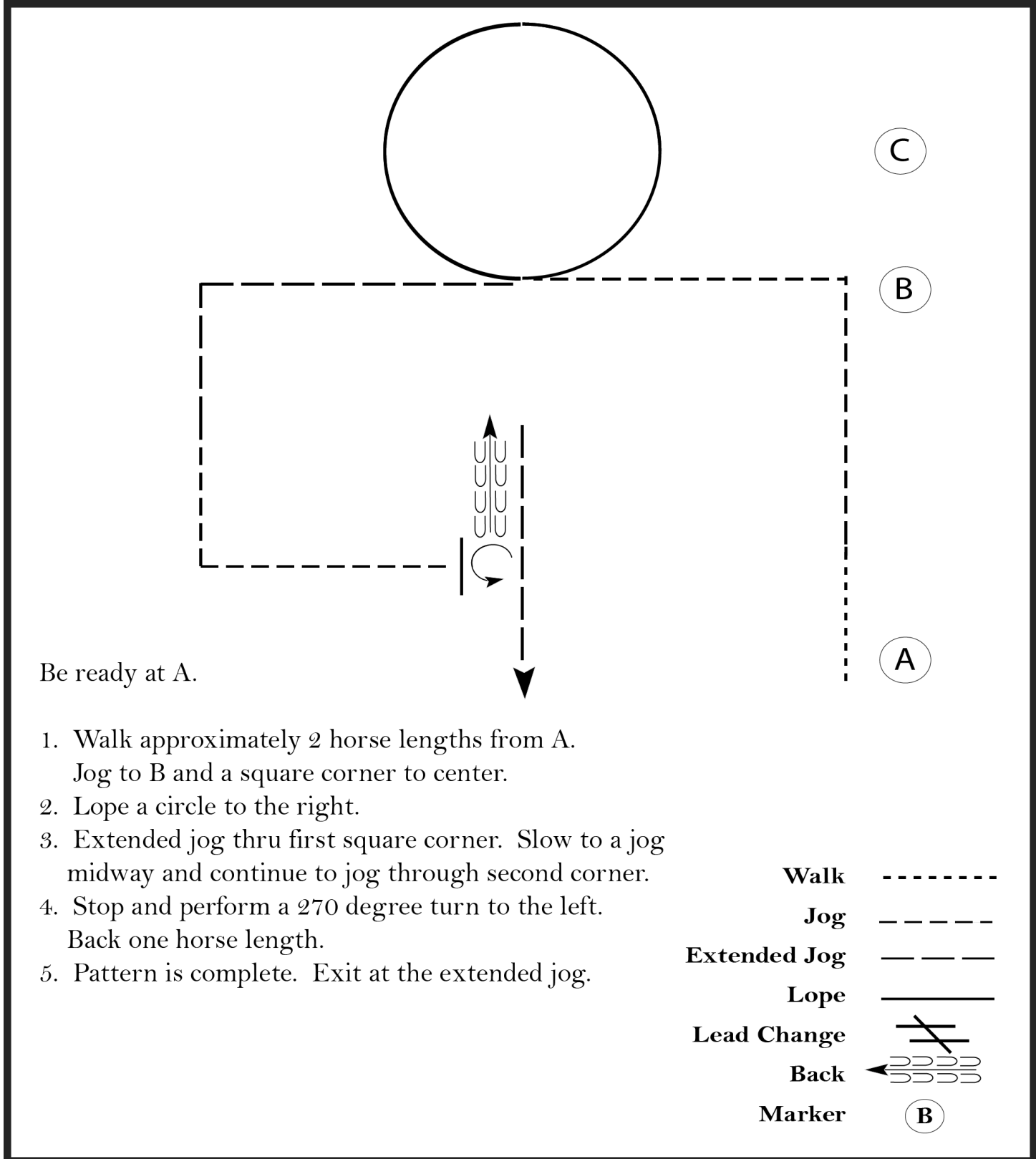
HEARTS & FLOWERS POR

AB & NOVICE HORESEMANSHIP

Show Date: FEBRUARY 12 - 15, 2026

w w w . H o r s e S h o w P a t t e r n s . c o m

w w w . H o r s e S h o w P a t t e r n s . c o m



Be ready at A.

1. Walk approximately 2 horse lengths from A.
Jog to B and a square corner to center.
2. Lope a circle to the right.
3. Extended jog thru first square corner. Slow to a jog midway and continue to jog through second corner.
4. Stop and perform a 270 degree turn to the left.
Back one horse length.
5. Pattern is complete. Exit at the extended jog.

Walk	-----
Jog	- - - - -
Extended Jog	— — — —
Lope	—————
Lead Change	↘
Back	←
Marker	(B)

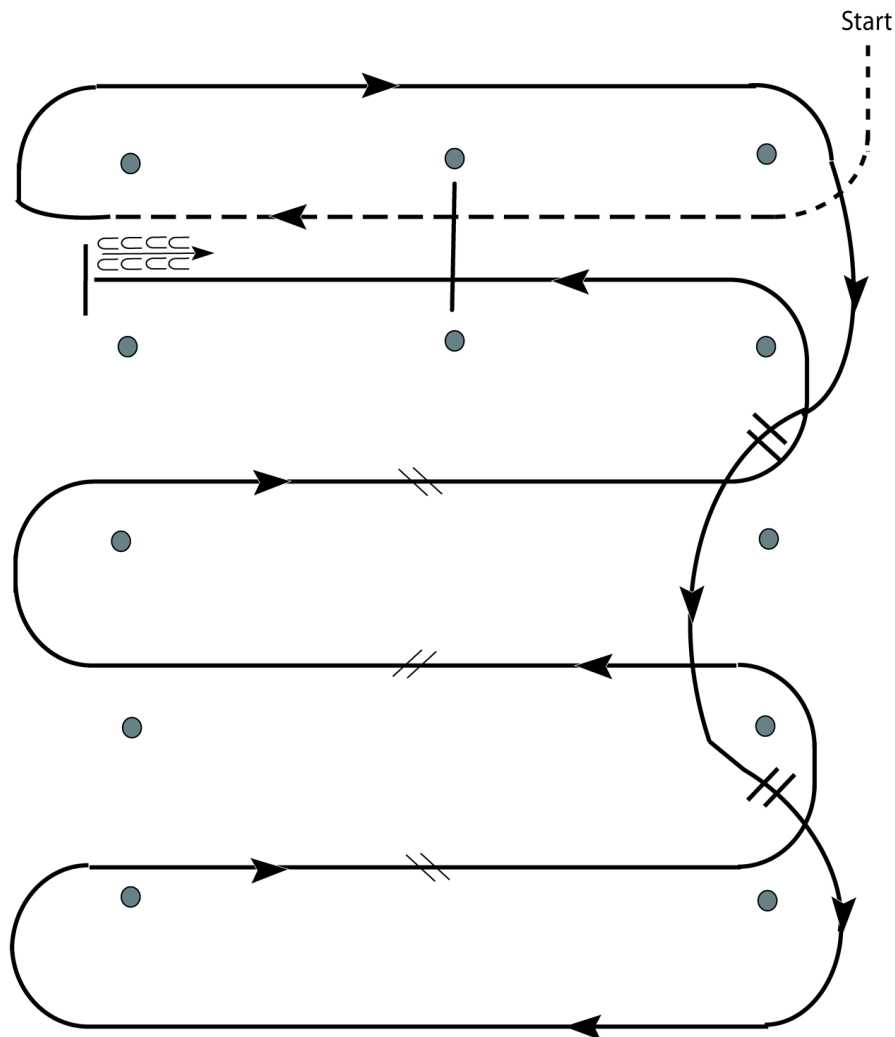
[WH/1-108]

Pattern Provided by:
JUDGES

HEARTS & FLOWERS POR

GREEN & NOVICE WESTERN RIDING

Show Date: FEBRUARY 12 - 15, 2026



1. Walk, transition to jog, jog over log.
2. Transition to right lead and lope around end.
3. First line change.
4. Second line change. Lope around end of arena.
5. First crossing change.
6. Second crossing change.
7. Third crossing change.
8. Lope over log.
9. Lope, stop and back.

[WR/GP-4]

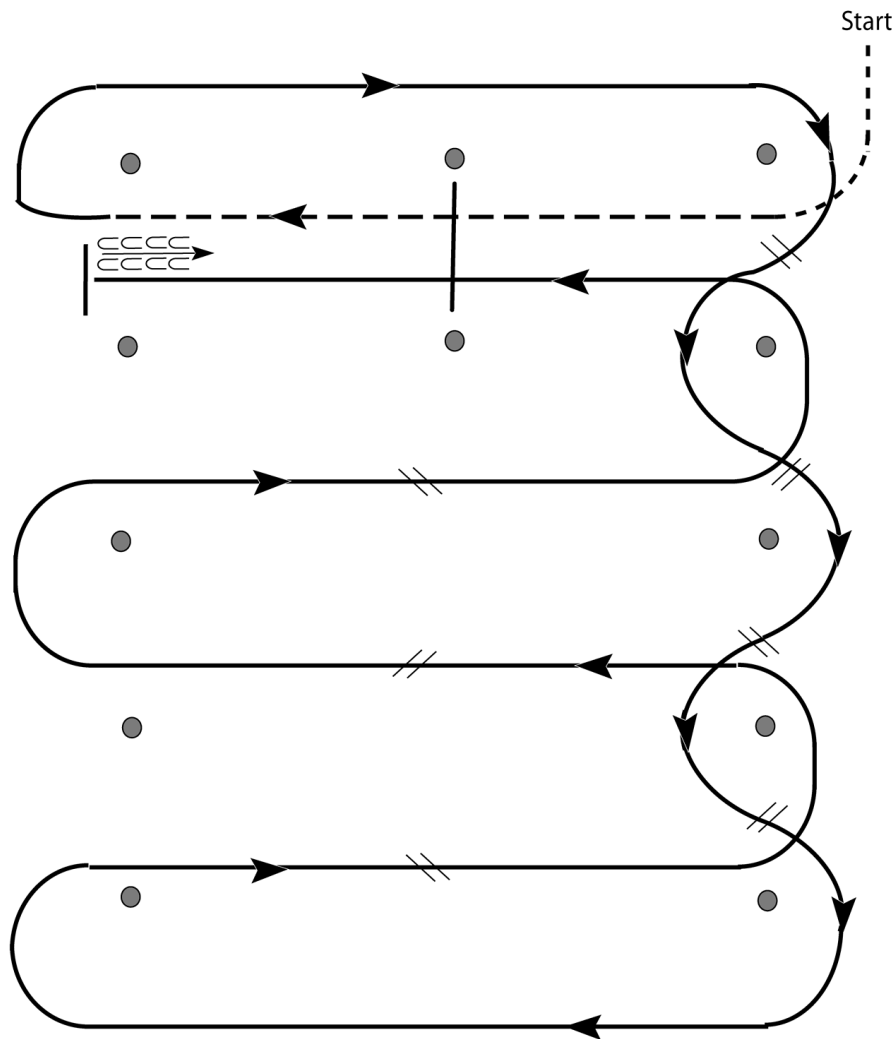
Pattern Provided by:

JUDGES

HEARTS & FLOWERS POR

WESTERN RIDING

Show Date: FEBRUARY 12 - 15, 2026



1. Walk, transition to jog, jog over log.
2. Transition to right.
3. First line change.
4. Second line change.
5. Third line change.
6. Fourth line change.
7. First crossing change.
8. Second crossing change.
9. Third crossing change.
10. Lope over log.
11. Lope, stop and back.

[WR/OP-4]

Pattern Provided by:

JUDGES

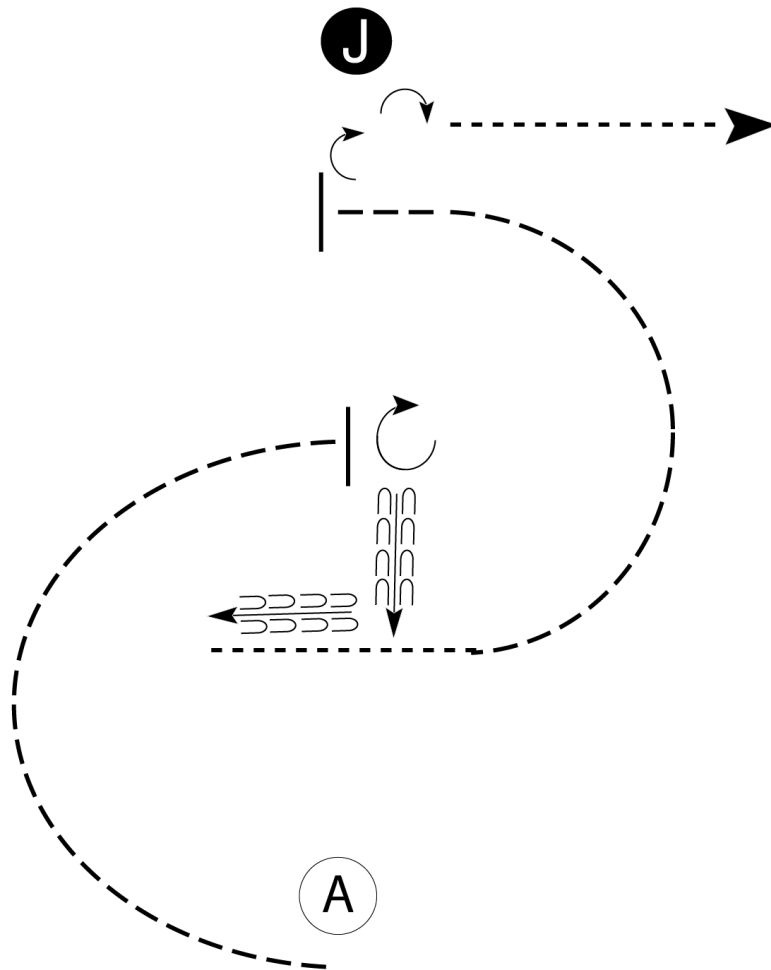
HEARTS & FLOWERS POR

YTH, AM & MASTERS SHOWMANSHIP

Show Date: FEBRUARY 12 - 15, 2026

w w w . H o r s e S h o w P a t t e r n s . c o m

w w w . H o r s e S h o w P a t t e r n s . c o m



Be ready at A.

1. Trot a half circle to center of pattern.
2. Stop and perform a 3/4 turn.
3. Back a square corner.
4. Walk 2-3 horse lengths.
5. Trot a half circle.
6. Perform a 1/4 turn and set up for inspection.
7. When dismissed, perform a 1/4 turn.
8. Walk to exit.

Follow the instructions of your ring steward.

Walk	-----
Trot	- - - - -
Back	← ⊃ ⊃ ⊃ ⊃ ⊃
Marker	Ⓟ
Judge	Ⓝ

[S/2-86]

Pattern Provided by:

JUDGES

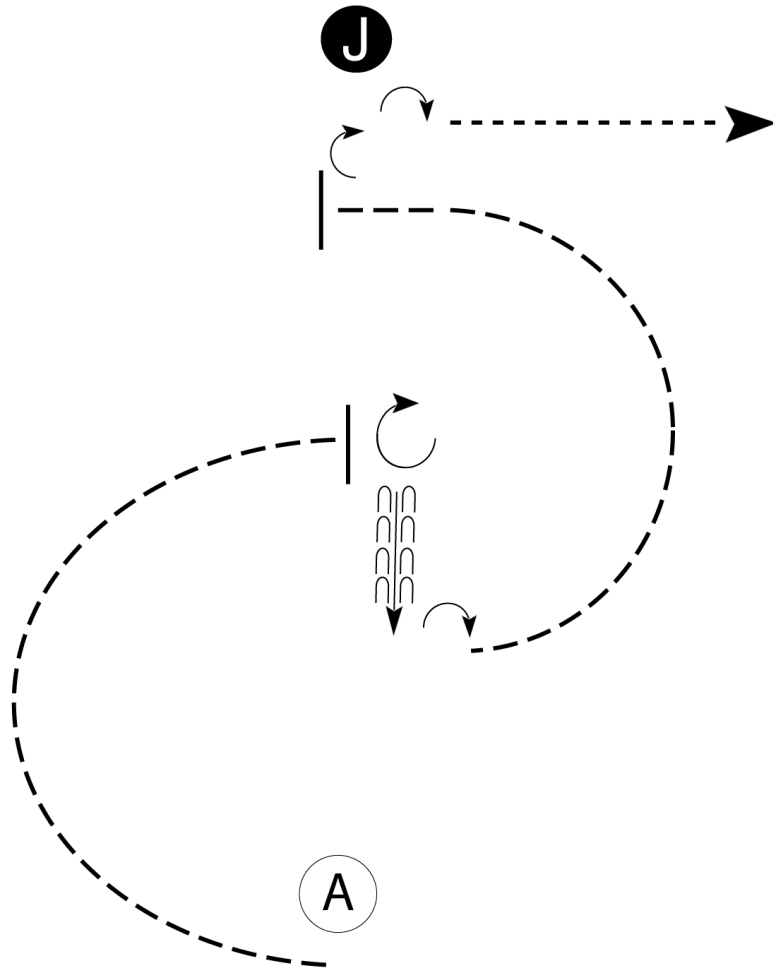
HEARTS & FLOWERS POR

AB & NOVICE SHOWMANSHIP

Show Date: FEBRUARY 12 - 15, 2026

w w w . H o r s e S h o w P a t t e r n s . c o m

w w w . H o r s e S h o w P a t t e r n s . c o m



Be ready at A.

1. Trot a half circle to center of pattern.
2. Stop and perform a 3/4 turn.
3. Back one horse length.
4. Perform a 1/4 turn.
5. Trot a half circle.
6. Perform a 1/4 turn and set up for inspection.
7. When dismissed, perform a 1/4 turn.
8. Walk to exit.

Follow the instructions of your ring steward.

Walk	-----
Trot	- - - - -
Back	←
Marker	Ⓚ
Judge	Ⓝ

[S/1-86]

Pattern Provided by:

JUDGES

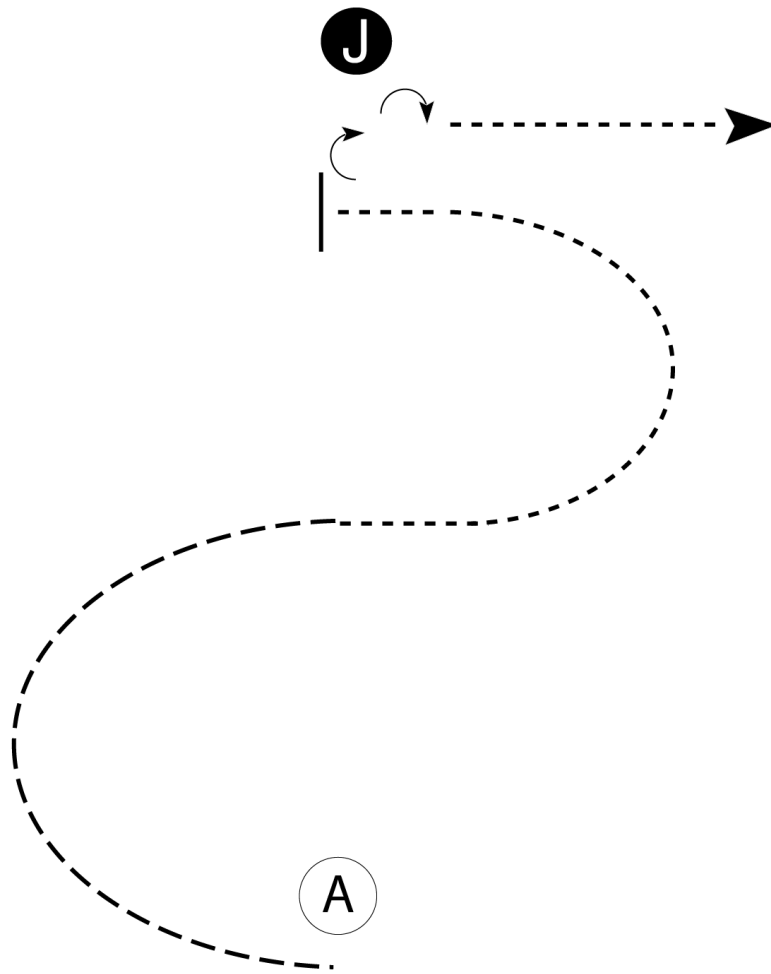
HEARTS & FLOWERS POR

YTH W/T SHOWMANSHIP

Show Date: FEBRUARY 12 - 15, 2026

w w w . H o r s e S h o w P a t t e r n s . c o m

w w w . H o r s e S h o w P a t t e r n s . c o m



Be ready at A.

1. Trot a half circle to center of pattern.
2. Break to a walk and walk a half circle.
3. Stop, perform a 1/4 turn, and set up for inspection.
4. When dismissed, perform a 1/4 turn.
5. Walk to exit.

Follow the instructions of your ring steward.

Walk	-----
Trot	- - - - -
Back	← ⊞ ⊞ ⊞ ⊞
Marker	⊞
Judge	⊚

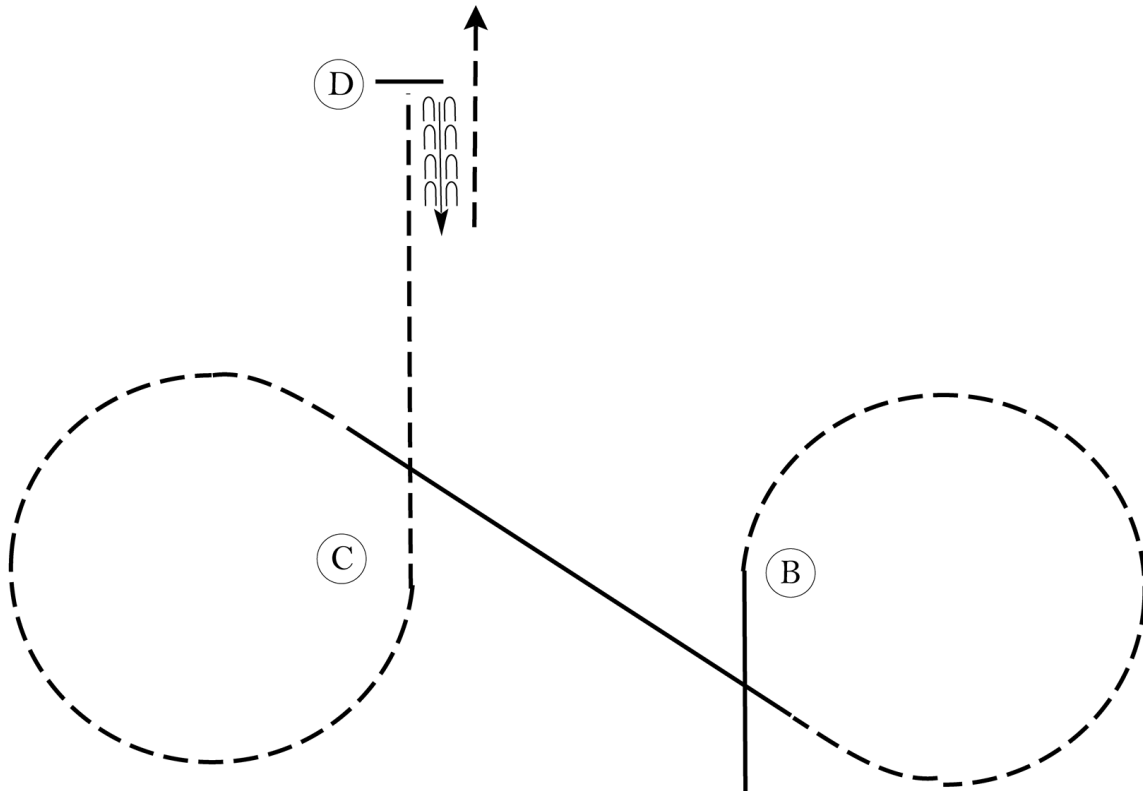
[S/WT-86]

Pattern Provided by:
JUDGES

HEARTS & FLOWERS POR

YTH, AM & MASTERS EQUITATION

Show Date: FEBRUARY 12 - 15, 2026



Be ready before A.

1. Walk to A.
2. Canter on the right lead to B.
3. Posting trot a circle to the right on the left diagonal.
4. When even with B, canter on the left lead to C.
5. At C, posting trot a circle to the left on the right diagonal.
6. Sitting trot from C to D.
7. Stop at D and back approximately one horse length.

Exit at a sitting trot.

Follow the instructions of your ring steward.

Walk	-----
Trot	- - - - -
Extended Trot	-----
Canter	-----
Leg Yield	
Lead Change	↙ ↘
Back	← ← ← ← ←
Marker	(B)
Sidepass	← ← ← ← ←
Hand Gallop	-----

[HSE/2-41]

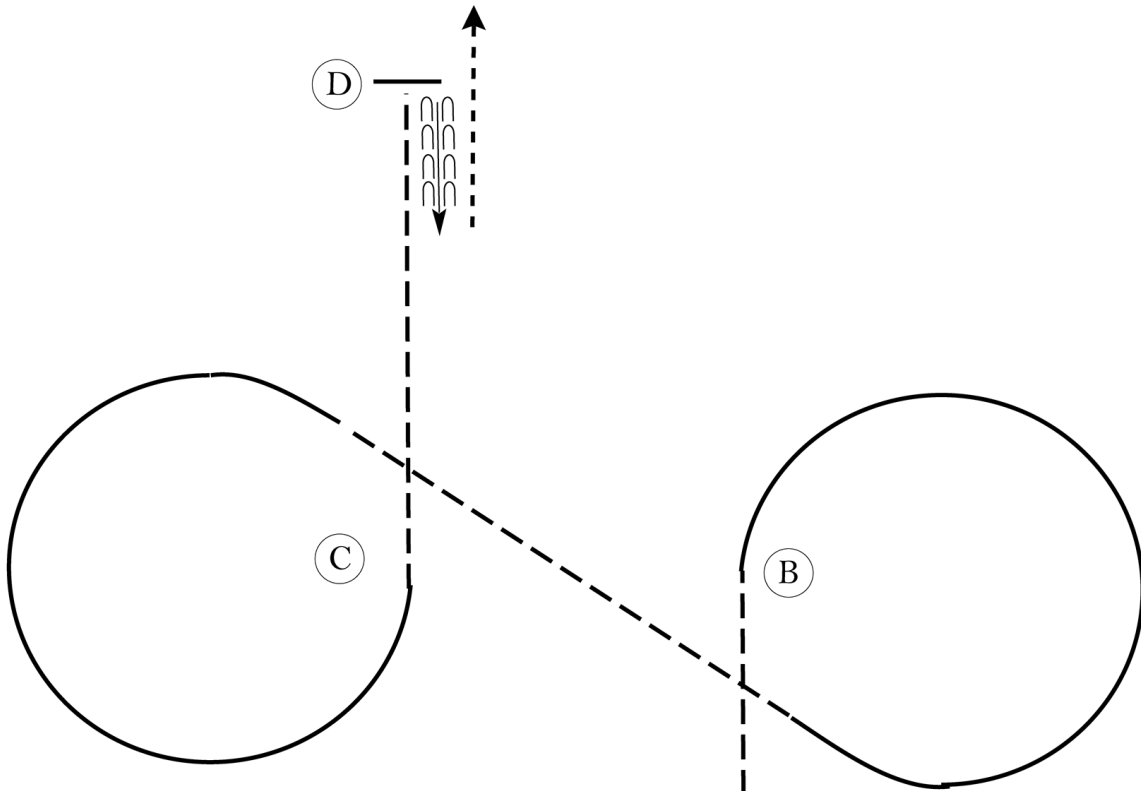
Pattern Provided by:

JUDGES

HEARTS & FLOWERS POR

AB & NOVICE EQUITATION

Show Date: FEBRUARY 12 - 15, 2026



Be ready before A.

1. Walk to A.
2. Posting trot on the left diagonal to B.
3. At B, canter a circle to the right.
4. When even with B, sitting trot to C.
5. At C, canter a circle to the left.
6. Posting trot on the right diagonal from C to D.
7. Stop at D and back approximately one horse length.

Exit at a walk.

Follow the instructions of your ring steward.

Walk	-----
Trot	- - - - -
Extended Trot	-----
Canter	-----
Leg Yield	
Lead Change	↙ ↘
Back	← ← ← ← ←
Marker	⊙
Sidepass	← →
Hand Gallop	-----

[HSE/1-41]

Pattern Provided by:

JUDGES

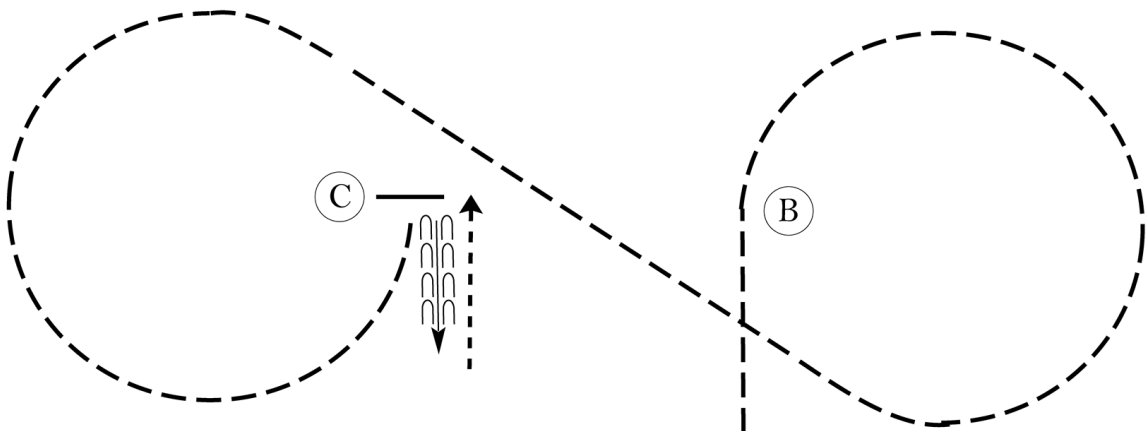
www.HorseShowPatterns.com

www.HorseShowPatterns.com

HEARTS & FLOWERS POR

W/T EQUITATION

Show Date: FEBRUARY 12 - 15, 2026



Be ready before A.

1. Walk to A.
2. Sitting trot to B.
3. At B, trot a circle to the right on the left diagonal.
4. When halfway to C, change diagonals.
5. Posting trot on the right diagonal to and around C.
6. Stop at C and back approximately one horse length.

Exit at a walk.

Follow the instructions of your ring steward.

Walk
Trot	- - - - -
Extended Trot	- - - - -
Canter	—————
Leg Yield	
Lead Change	— / —
Back	←←←←←
Marker	(B)
Sidepass	←———→
Hand Gallop	—————

[HSE/WT-41]

Pattern Provided by:

JUDGES

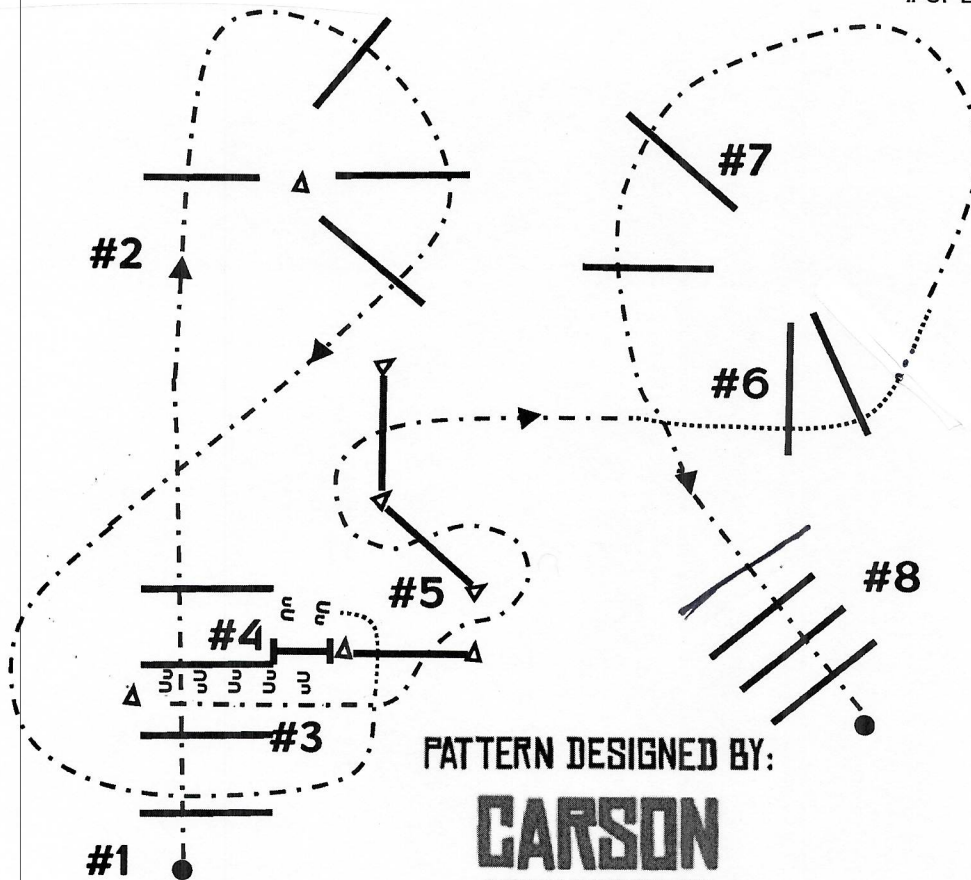
Hearts & Flowers Trail 2026

Walk Trot Trail

Show Date: 02-13-2026

HORSE SHOW PATTERNS.COM

OF LOGS: 19



PATTERN DESIGNED BY:

**CARSON
GRIGGS**

TRAIL COURSES

GOOD LUCK & HAVE FUN

- | | |
|---|---------------------------------------|
| 1. JOG OVER POLES | 5. JOG SERPENTINE |
| 2. JOG #2 AS SHOWN | 6. WALK OVER FANNED POLES |
| 3. STOP OR BREAK, WALK OVER,
LH GATE | 7. JOG OVER #7 |
| 4. BACK UP TO THE CONE | 8. CONTINUE JOG OUT OVER POLES |

[CGTC/T/6-2.png]

Pattern Provided by:

Judges

