

2024

**FORT WORTH
STOCK SHOW
& RODEO**

A decorative flourish consisting of a long, sweeping curve that starts under the 'R' of 'RODEO' and extends to the right, ending in a small hook.

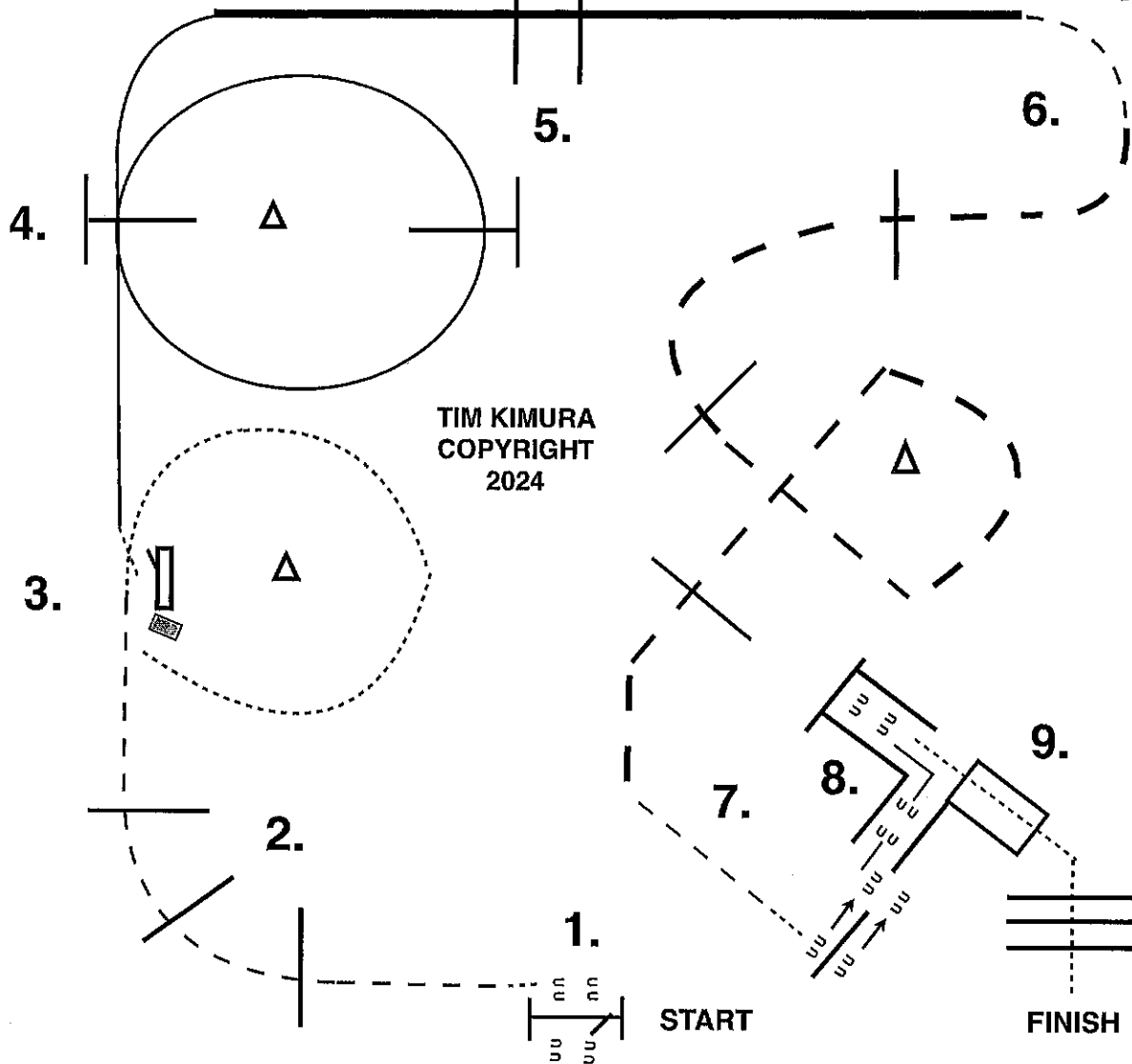
Pattern Book

APHA Classes

2024 FT WORTH STOCK SHOW

APHA RANCH TRAIL OPEN - AMATEUR - YOUTH

JANUARY 25,
2024



TIM KIMURA
COPYRIGHT
2024

1. WORK GATE: LEFT HAND.
2. WALK FORWARD, THEN TROT OVER LOGS.
3. TROT UP TO ROPE, DRAG LOG TO THE RIGHT (WALK OR TROT) HANG BACK ROPE YOUTH TRAIL OPEN MAIL BOX, REMOVE AND REPLACE MAIL, CLOSE MAIL BOX.
4. WALK FORWARD, THEN LOPE OVER LOGS RIGHT LEAD..
5. EXTEND THE LOPE OVER LOGS.
6. BREAK TO THE TROT, AS YOU TURN THE CORNER, THEN EXTEND THE TROT BETWEEN CONES AND EXTEND THE TROT OVER LOGS.
7. COLLECT THE TROT, THEN BREAK TO THE WALK, WALK OVER LOG THEN SIDE PASS LEFT OVER THE LOG.
8. BACK BETWEEN LOGS AND BACK AROUND CORNER
9. WALK OUT CHUTE, WALK OVER LOG AND BRIDGE, AND WALK OVER LOGS.

Ranch Pleasure

PATTERN 2

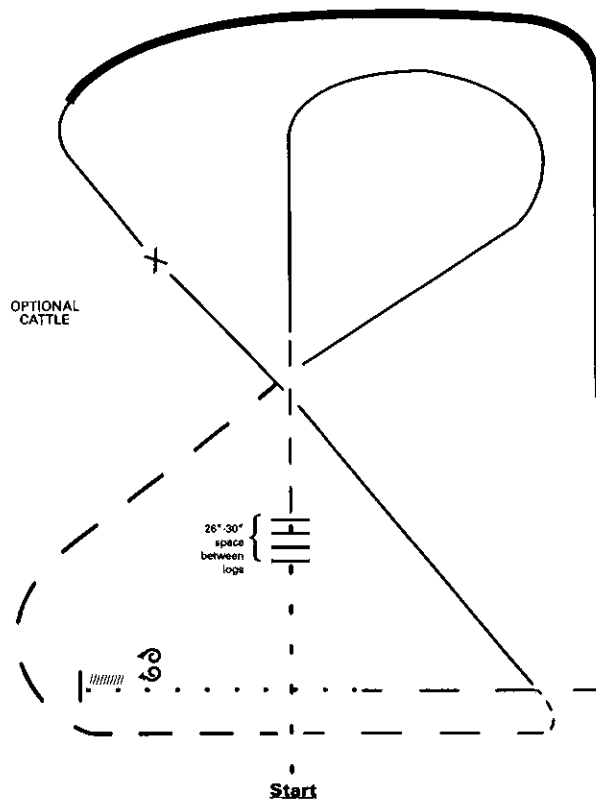
- Ordinary Walk- 30 feet
- Lope – 150 feet
- Extended Lope – 200 feet
- Trot – 120 feet
- Stop and Reverse
- Extended Walk – 75 feet
- Trot – 90 feet
- Extended Trot – 240 feet
- Lope – 150 feet
- Stop and Back

Class 143 - Ranch Riding, all ages

Ranch Riding Pattern #5

Class 225 - Amateur Ranch Riding, all ages

Class 317 - Youth Ranch Riding, 18 & under



1. Walk
2. Walk over logs
3. Trot
4. Lope right lead
5. Extended trot
6. Trot
7. Lope left lead
8. Change leads (simple or flying)
9. Extended lope (right lead)
10. Collect Lope
11. Trot
12. Walk
13. Stop and back
14. 360 degree turn each direction (either direction 1st) (L-R or R-L)

Class 136 - Ranch Reining, all ages

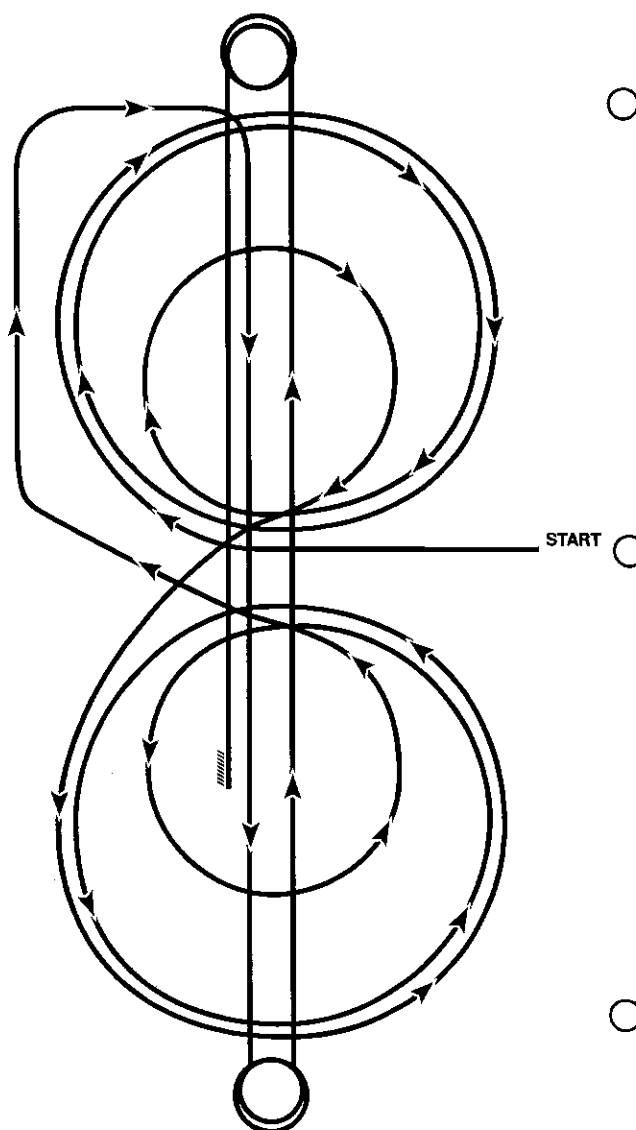
Class 220 - Amateur Ranch

Riding, all ages

Working Cow Horse Pattern #3

Class 326 - Youth Ranch Reining,

18 & Under

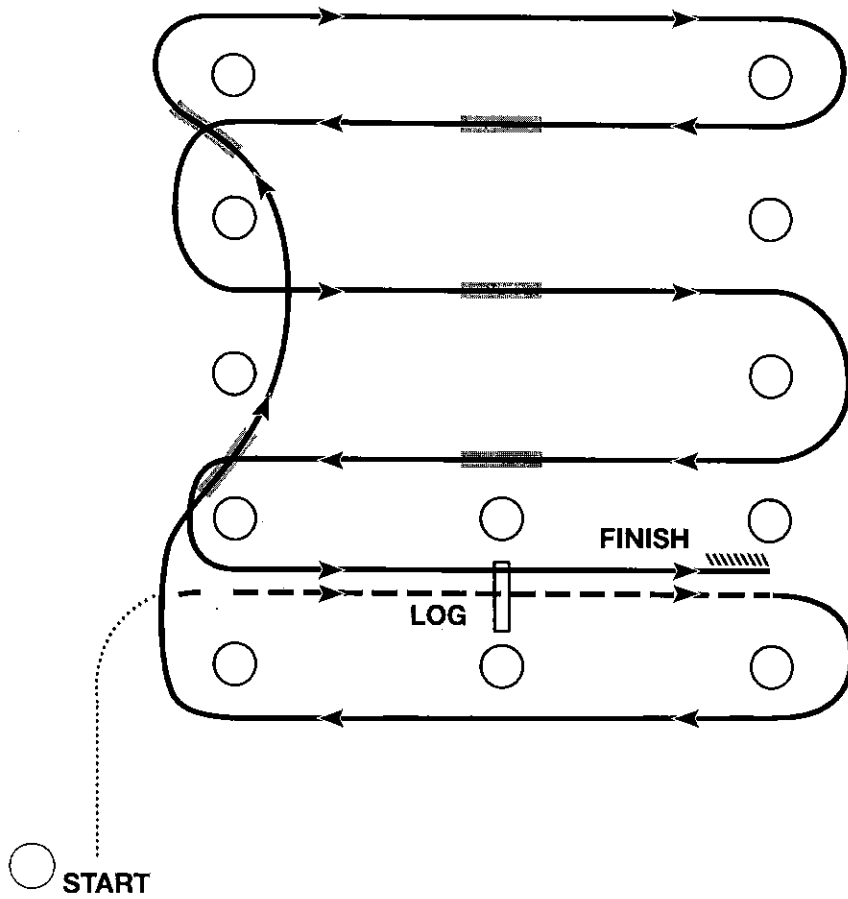


Trot to center of arena, stop. Start pattern facing towards judge.

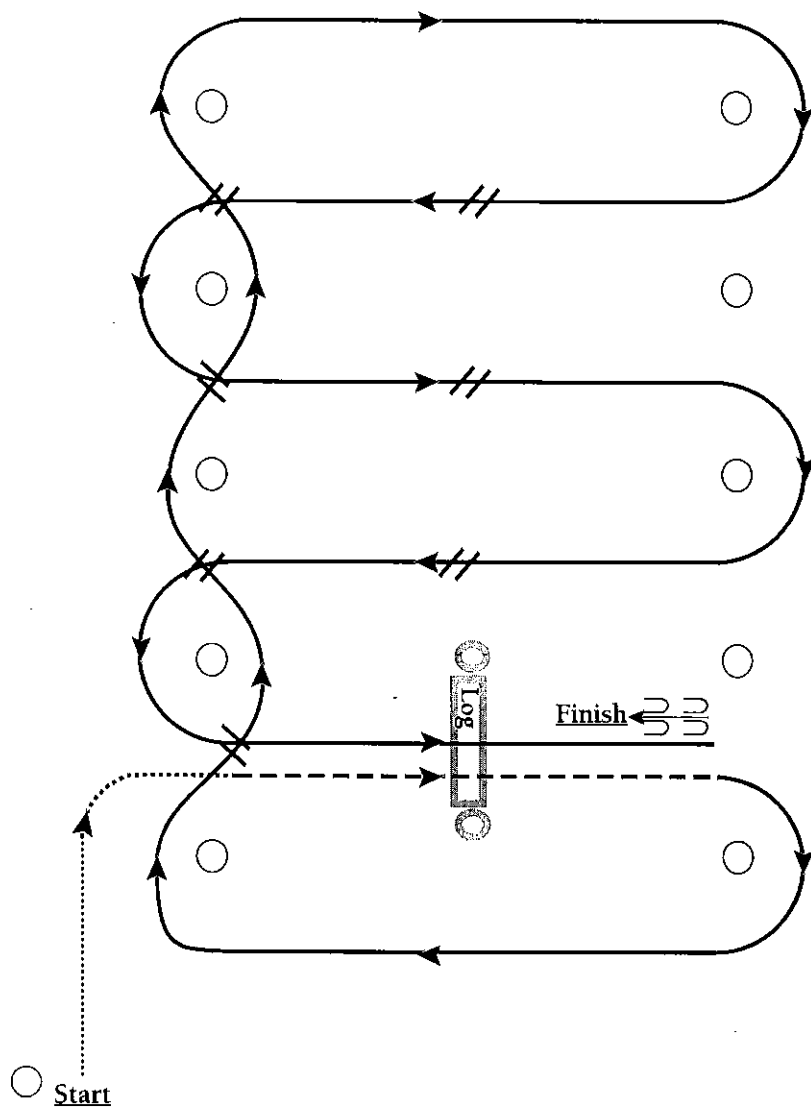
1. Beginning on the right lead, complete 3 circles to the right, 2 large fast circles followed by 1 small slow circle. Change to the left lead.
2. Complete 3 circles to the left, 2 large fast circles followed by 1 small slow circle. Change to the right lead.
3. Continue loping around the end of arena without breaking gait.
4. Run up center of arena to far end past the end marker and come to a sliding stop.
5. Complete $3\frac{1}{2}$ spins to the right.
6. Run up center of arena past the end marker, come to a sliding stop.
7. Complete $3\frac{1}{2}$ spins to the left.
8. Run back to middle of the arena, past the center marker and come to a sliding stop.
9. Back 10 to 15 feet in a straight line.
10. Hesitate to complete pattern.

This pattern may be used as a lope-in pattern; see SC-265.B.

Green Western Riding Pattern #4



1. Walk at least 15 feet from start cone to the first marker, as drawn, transition to jog, jog over log.
2. Transition to right lead and lope around end.
3. First line change.
4. Second line change, lope around end of arena.
5. First crossing change.
6. Second crossing change.
7. Third crossing change.
8. Lope over log.
9. Lope, stop and back.

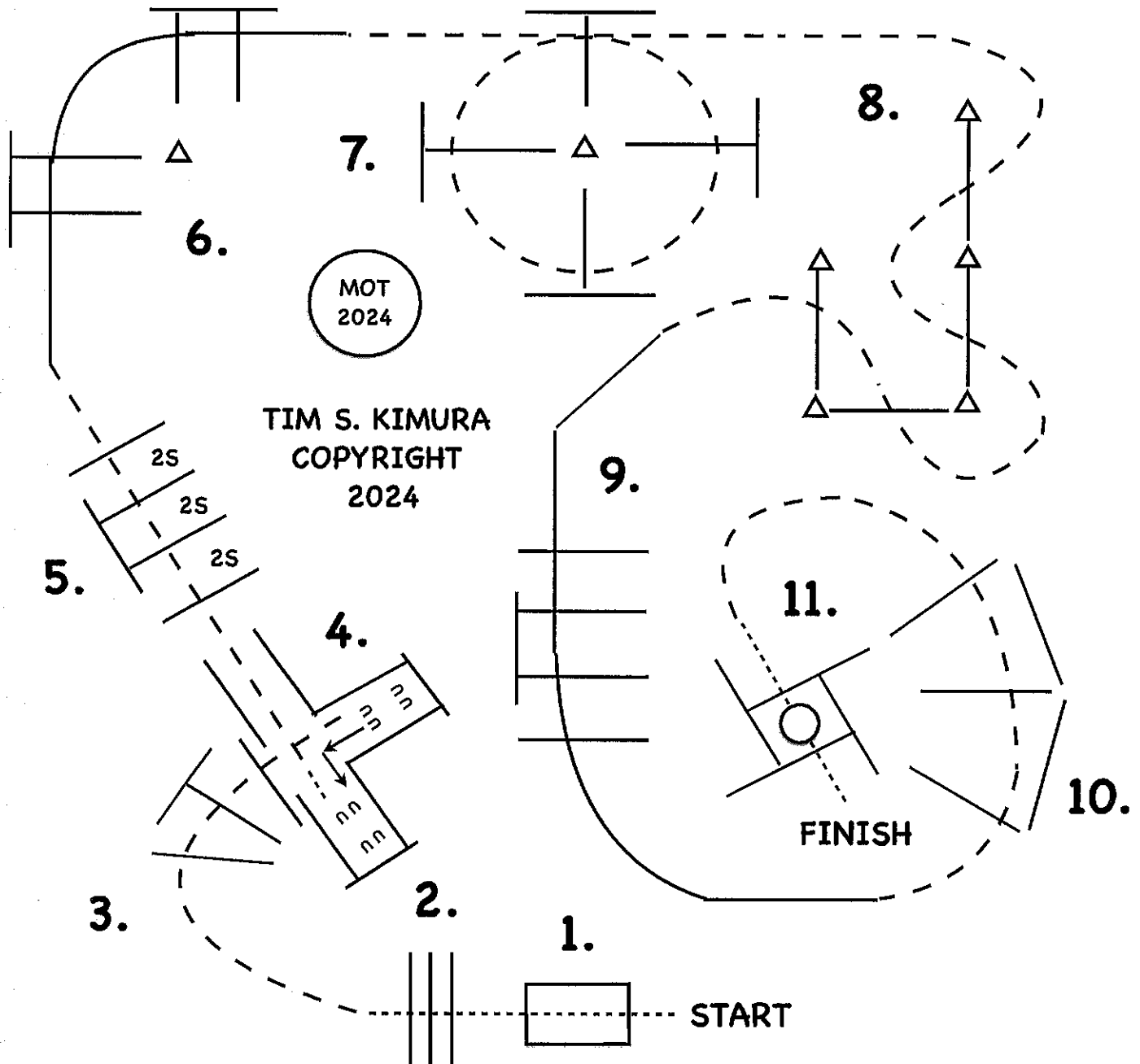
Western Riding Pattern #4

1. Walk at least 15 feet from the start cone to the first marker, as drawn, transition to jog, jog over log.
2. Transition to lope, lope to right around end.
3. First line change.
4. Second line change.
5. Third line change.
6. Fourth line change.
7. First crossing change.
8. Second crossing change.
9. Third crossing change.
10. Lope over log.
11. Lope, stop and back.

**2024 FORT WORTH
STOCK SHOW
Paint Horse Classes**

**TRAIL
GREEN
JUNIOR**

**NOVICE YOUTH
YOUTH 13 & UNDER
YOUTH 18 & UNDER
NOVICE AMATEUR**

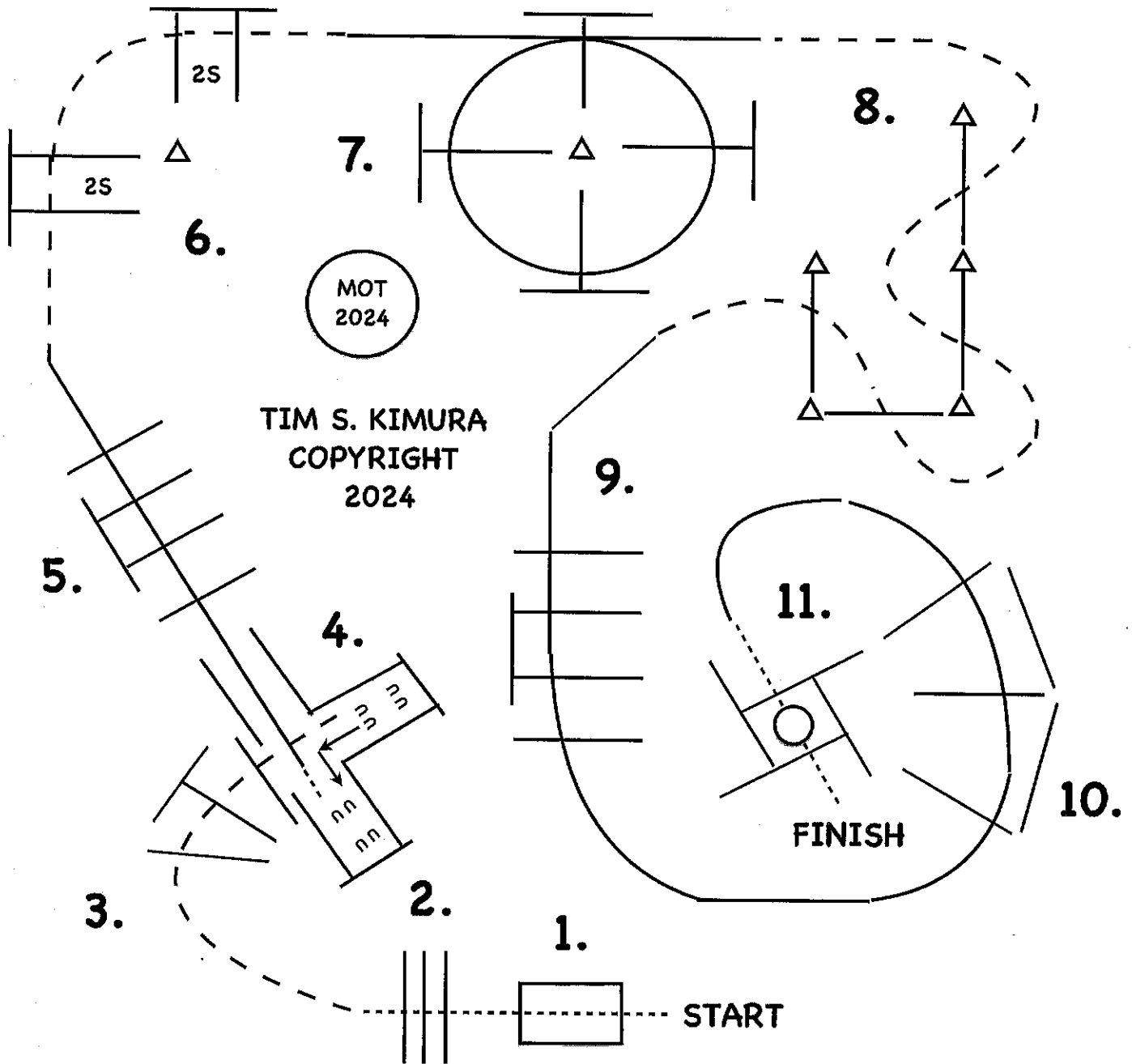


1. WALK OVER BRIDGE.
2. WALK OVER POLES.
3. JOG OVER POLES, JOG INTO CHUTE, STOP.
4. BACK "L", BACK AROUND CORNER.
5. WALK FORWARD, THEN JOG OVER POLES.
6. LOPE OVER POLES (RIGHT LEAD).
7. BREAK TO THE JOG, JOG OVER POLES.

8. JOG OVER POLES, JOG AROUND CONES.
9. LOPE OVER POLES (LEFT LEAD).
10. BREAK TO THE JOG, JOG OVER POLES.
11. STOP OR BREAK TO THE WALK, WALK INTO BOX, EXECUTE A 360 TURN EITHER WAY, WALK OUT BOX.

**2024 FORT WORTH
STOCK SHOW
Paint Horse Classes**

**MASTERS TRAIL
AMATEUR TRAIL
SENIOR TRAIL**

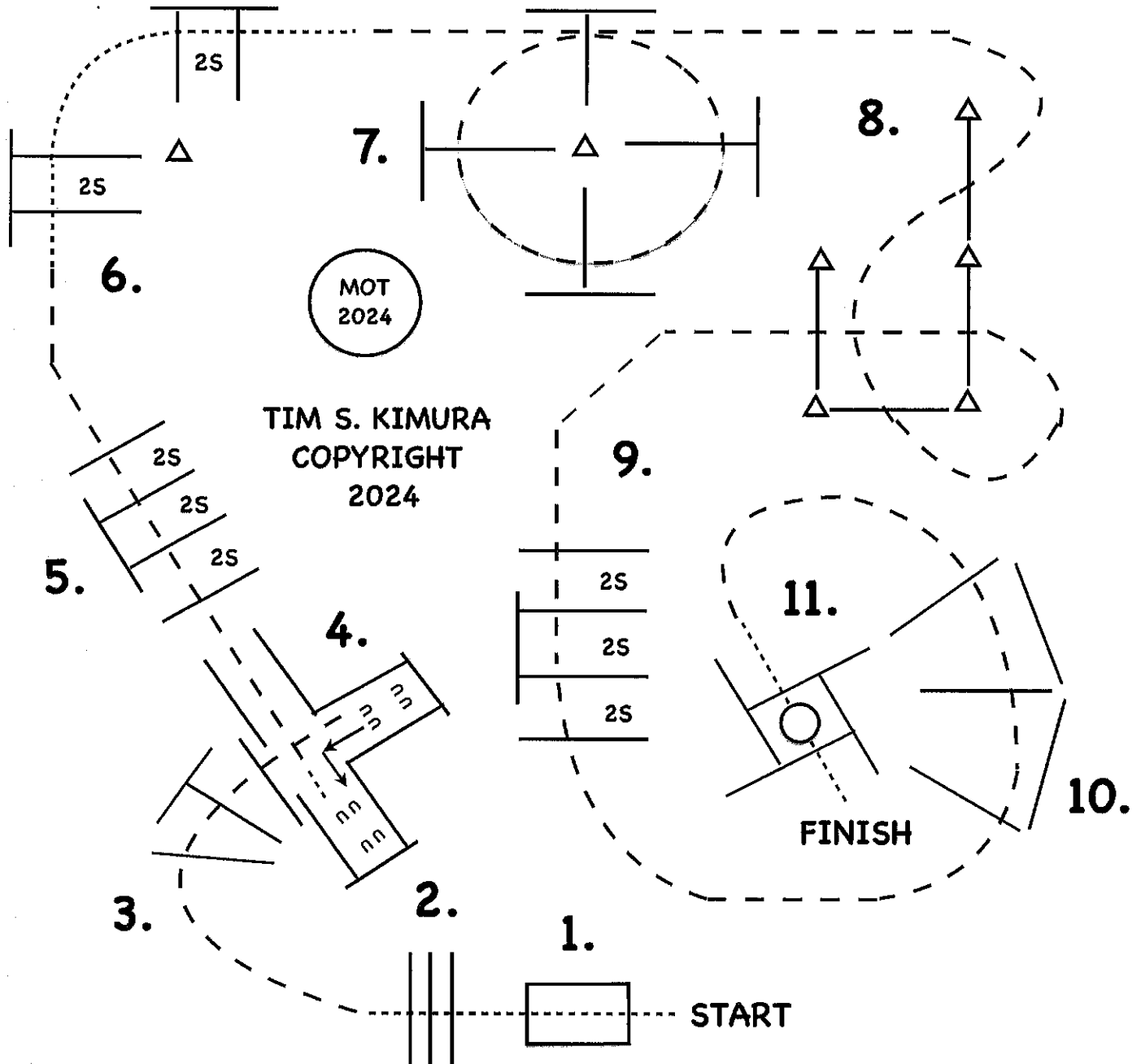


1. WALK OVER BRIDGE.
2. WALK OVER POLES.
3. JOG OVER POLES, JOG INTO CHUTE, STOP.
4. BACK "L", BACK AROUND CORNER.
5. WALK FORWARD, THEN LOPE OVER POLES. (RIGHT LEAD).
6. BREAK TO THE JOG, JOG OVER POLES.

7. LOPE OVER POLES (RIGHT LEAD).
8. JOG OVER POLES, JOG AROUND CONES.
9. LOPE OVER POLES (LEFT LEAD).
10. LOPE OVER POLES (LEFT LEAD).
11. STOP OR BREAK TO THE WALK, WALK INTO BOX, EXECUTE A 360 TURN EITHER WAY, WALK OUT BOX.

**2024 FORT WORTH
STOCK SHOW
Paint Horse Classes**

**WALK TROT TRAIL 5 TO 10
WALK TROT TRAIL 11 TO 18
AMATEUR WALK TROT TRAIL**



1. WALK OVER BRIDGE.
2. WALK OVER POLES.
3. JOG OVER POLES, JOG INTO CHUTE, STOP.
4. BACK "L", BACK AROUND CORNER.
5. WALK FORWARD, THEN JOG OVER POLES.
6. STOP OR BREAK TO THE WALK, WALK OVER POLES.
7. JOG OVER POLES.
8. JOG OVER POLES, JOG AROUND CONES.
9. JOG OVER POLES.
10. JOG OVER POLES.
11. STOP OR BREAK TO THE WALK, WALK INTO BOX, EXECUTE A 360 TURN

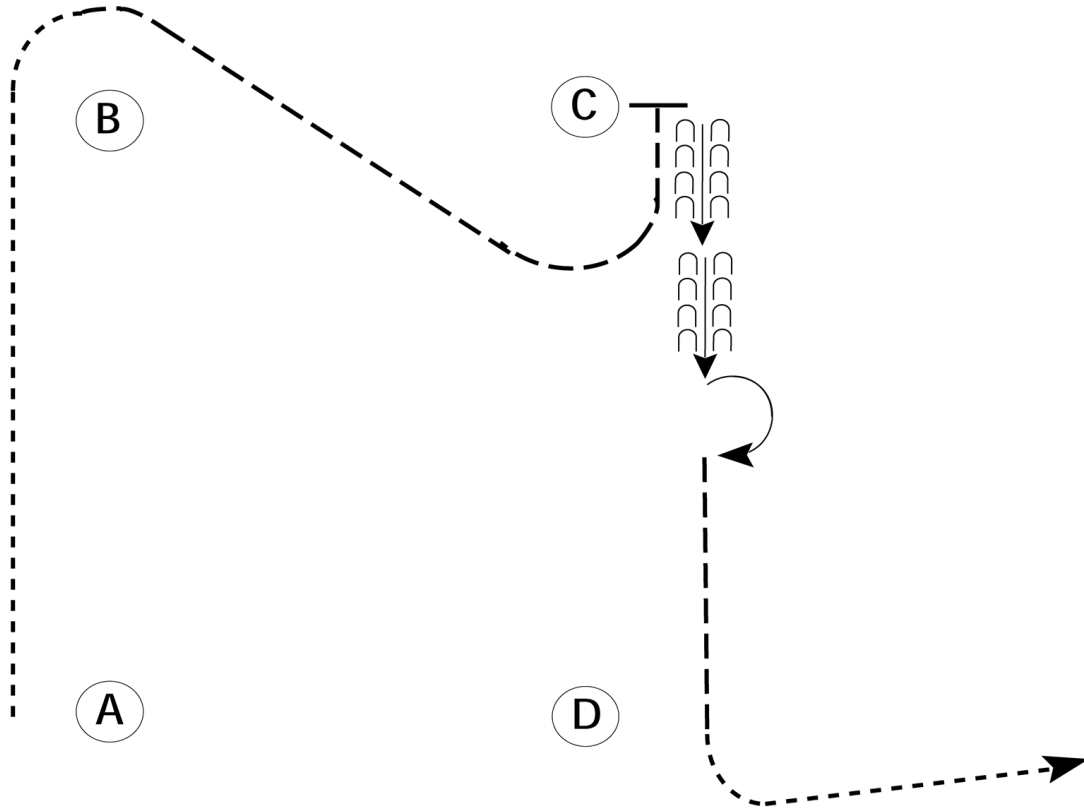
2024 FWSSR Paint Horse Show

Western Horsemanship (Amateur Walk Trot, Walk Trot 5-10, Walk Trot 11-18)

Show Date: January 2024

w w w . H o r s e S h o w P a t t e r n s . c o m

w w w . H o r s e S h o w P a t t e r n s . c o m



Be ready at A.

1. Walk to B.
2. At the top of B, begin to jog.
3. Jog to C.
4. Stop and back approximately one horse length.
5. Turn 180 degrees to the right.
6. Jog to D.
7. Walk at D and turn to the left.

Follow the instructions of your ring steward.

Walk	-----
Jog	- - - - -
Extended Jog	- - - - -
Lope	—————
Leg Yield	
Lead Change	↘
Back	← ↪ ↪
Marker	Ⓚ
Sidepass	←-----→

[WH/WT-52]

Pattern Provided by:

Judges

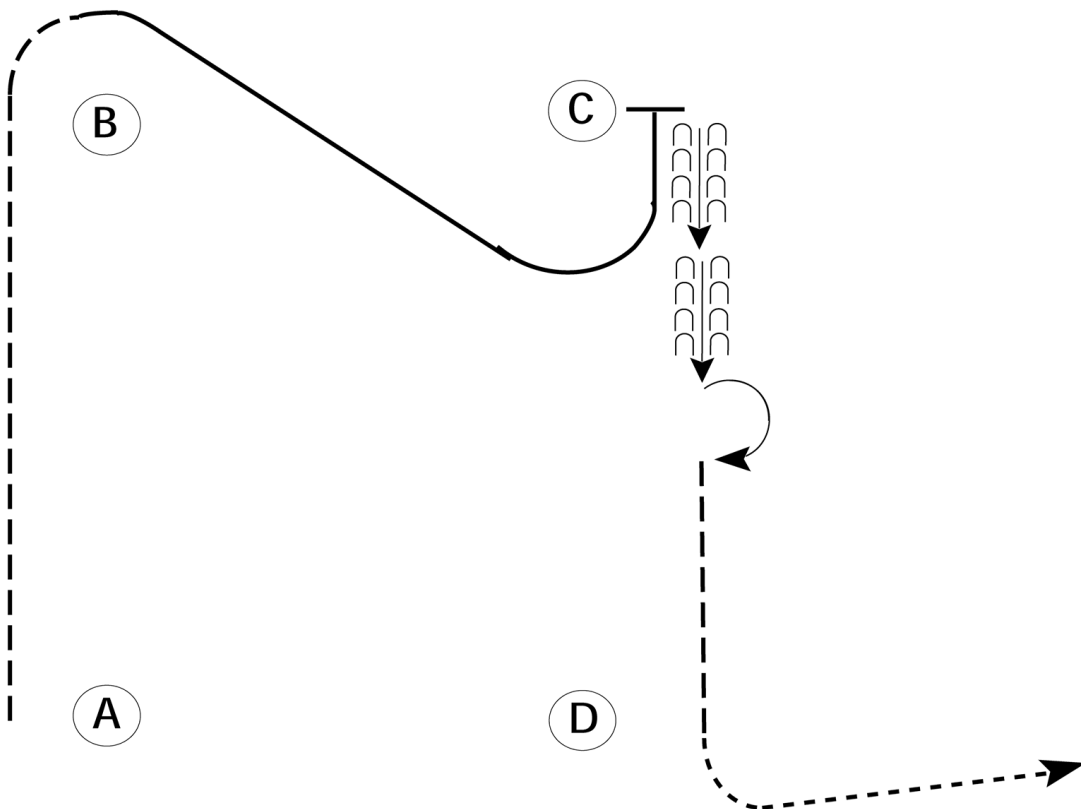
2024 FWSSR Paint Horse Show

Western Horsemanship (Youth 13 & under, Novice Amateur,
Novice Youth 18 & under)

Show Date: January 2024

w w w . H o r s e S h o w P a t t e r n s . c o m

w w w . H o r s e S h o w P a t t e r n s . c o m



Be ready at A.

1. Jog to B.
2. At the top of B, pick up the left lead.
3. Lope on the left lead to C.
4. Back approximately one horse length.
5. Turn 180 degrees to the right.
6. Jog to D.
7. Walk at D and turn to the left.

Follow the instructions of your ring steward.

Walk	-----
Jog	- - - - -
Extended Jog	- - - - -
Lope	—————
Leg Yield	
Lead Change	↘
Back	← ○○○○ ○○○○
Marker	⊙
Sidepass	←-----→

[WH/1-52]

Pattern Provided by:

Judges

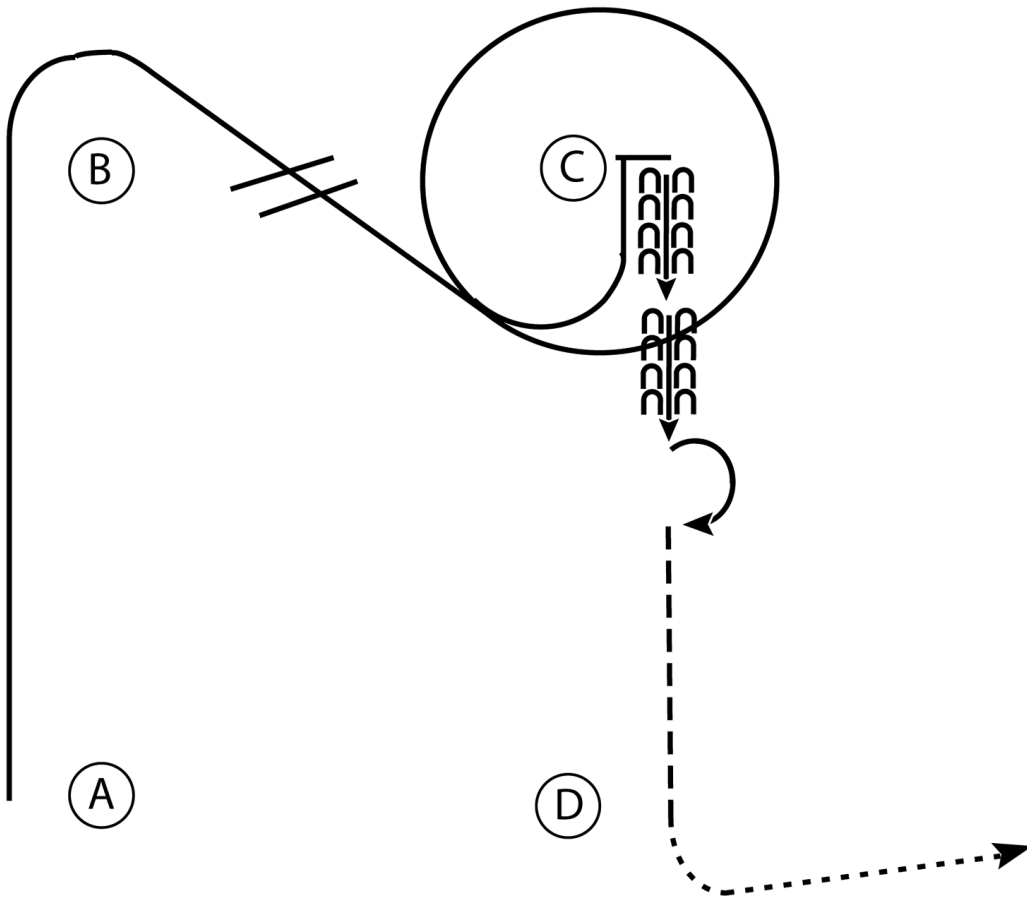
2024 FWSSR Paint Horse Show

Western Horsemanship (Youth 18 & under, Amateur, Masters)

Show Date: January 2024

w w w . H o r s e S h o w P a t t e r n s . c o m

w w w . H o r s e S h o w P a t t e r n s . c o m



1. Start at A. Right lead lope around B.
2. Perform a simple or flying lead change to the left lead lope.
3. Lope a circle around C.
4. Stop when even with C.
5. Back five steps.
6. Perform a 180 degree turn to the right on the hindquarters.
7. Jog to D.
8. At D walk. Walk to the line-up.

Walk
Jog	-----
Extended Jog	-----
Lope	—————
Leg Yield	
Lead Change	⚡
Back	←
Marker	ⓑ
Sidepass	←-----→

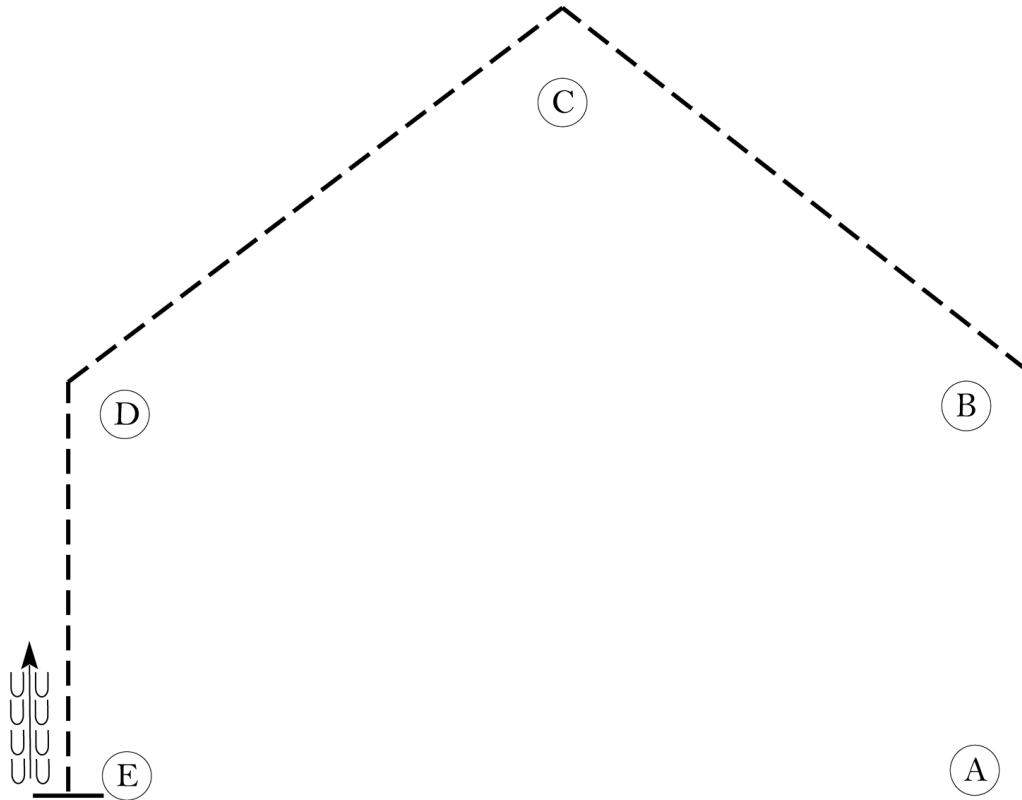
[WH/2-52]

Pattern Provided by:
Judges

2024 FWSSR Paint Horse Show

Hunt Seat Equitation (Amateur Walk Trot, Walk Trot 5-10, Walk Trot 11-18)

Show Date: January 2024



Be ready at A.

1. Walk to B.
2. Trot on the left diagonal to C.
3. Change diagonals and trot on the right diagonal to D.
4. Sitting trot to E.
5. Halt at E and back approximately one horse length.

When dismissed, follow the instructions of your ring steward.

Walk	-----
Trot	- - - - -
Extended Trot	— — — — —
Canter	—————
Leg Yield	
Lead Change	↘
Back	←←←←←
Marker	⊙ B
Sidepass	←←←←←
Hand Gallop	— — — — —

[HSE/WT-37]

Pattern Provided by:

Judges

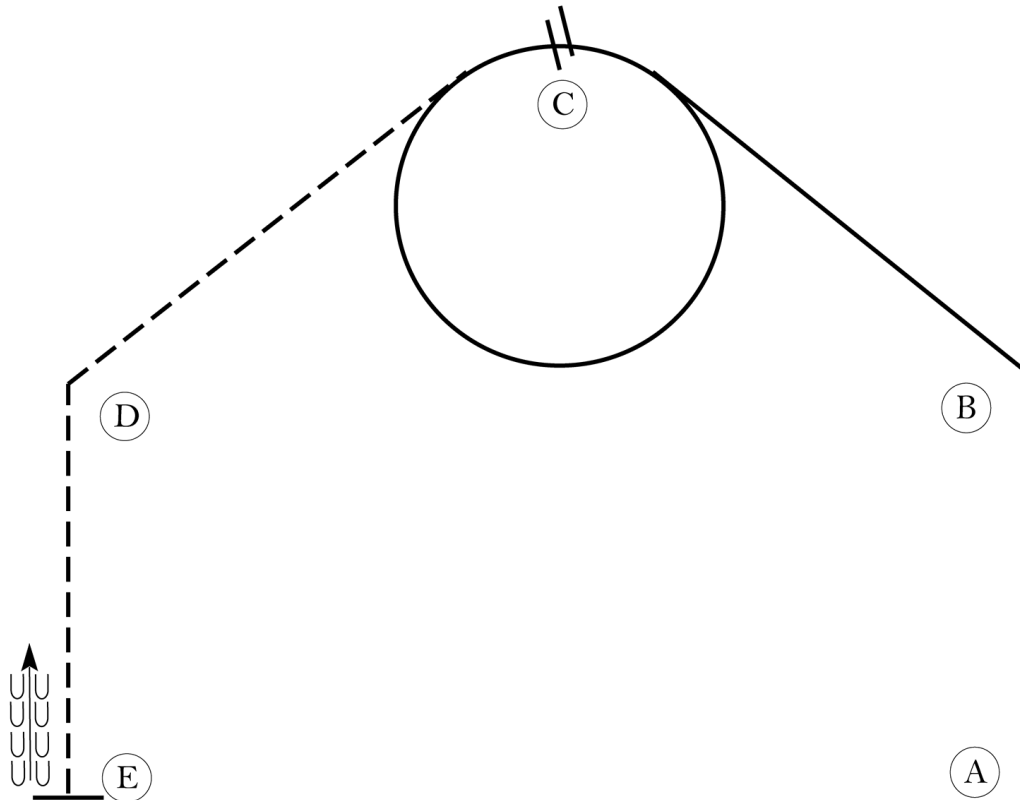
w w w . H o r s e S h o w P a t t e r n s . c o m

w w w . H o r s e S h o w P a t t e r n s . c o m

2024 FWSSR Paint Horse Show

Hunt Seat Equitation (Youth 13 & under, Novice Amateur, Novice Youth 18 & under)

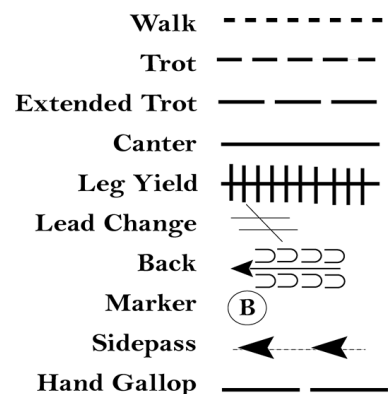
Show Date: 01-25-28-2024



Be ready at A.

1. Walk approximately 2 horse lengths from A.
2. Trot on the right diagonal to B.
3. Canter on the right lead to C.
4. Perform a simple lead change at C.
5. Canter a circle on the left lead around C.
6. Sitting trot to D.
7. Trot on the left diagonal to E.
8. Halt at E and back approximately one horse length.

When dismissed, follow the instructions of your ring steward.



[HSE/2-37]

Pattern Provided by:

Judges

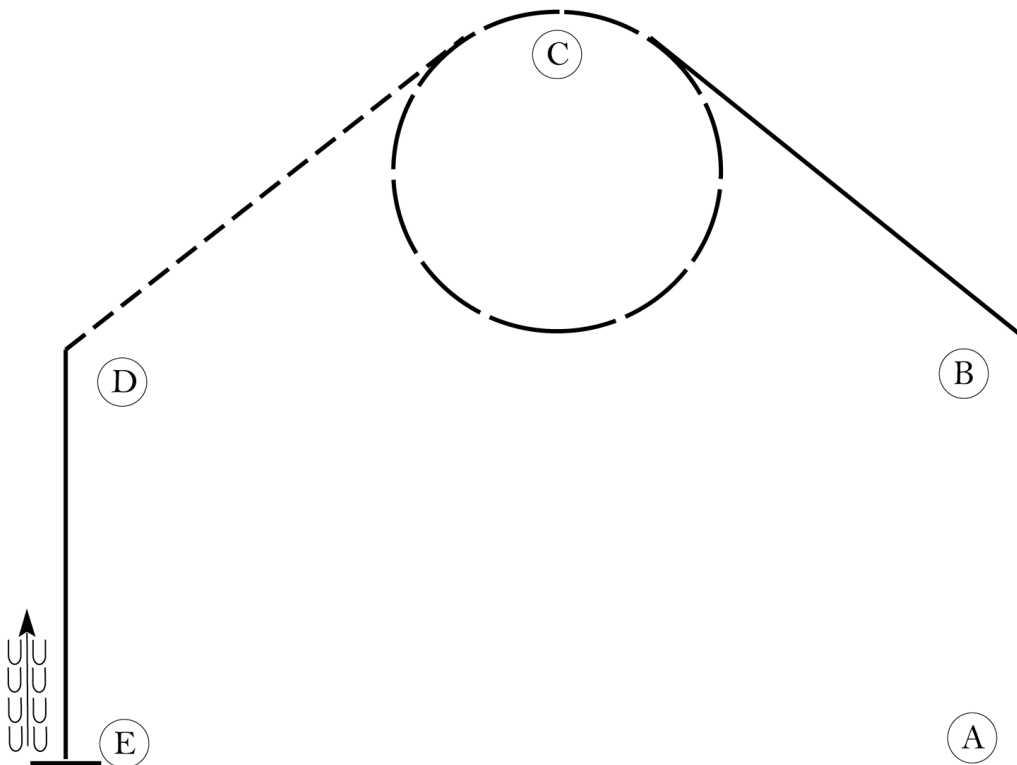
w w w . H o r s e S h o w P a t t e r n s . c o m

w w w . H o r s e S h o w P a t t e r n s . c o m

2024 FWSSR Paint Horse Show

Hunt Seat Equitation (Youth 18 & under, Amateur, Masters)

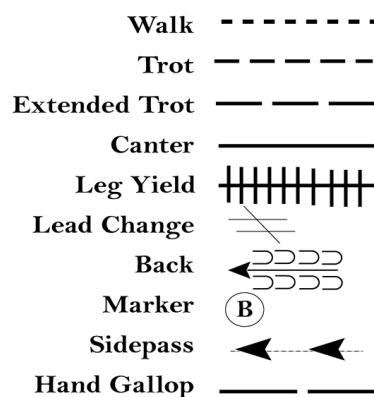
Show Date: January 2024



Be ready at A.

1. Walk approximately 2 horse lengths from A.
2. Trot on the right diagonal to B.
3. Canter on the left lead to C.
4. Hand gallop a circle around C.
5. Trot on the left diagonal to D.
6. Canter on the right lead to E.
7. Halt at E and back approximately one horse length.

When dismissed, follow the instructions of your ring steward.



[HSE/3-37]

Pattern Provided by:

Judges

w w w . H o r s e S h o w P a t t e r n s . c o m

w w w . H o r s e S h o w P a t t e r n s . c o m

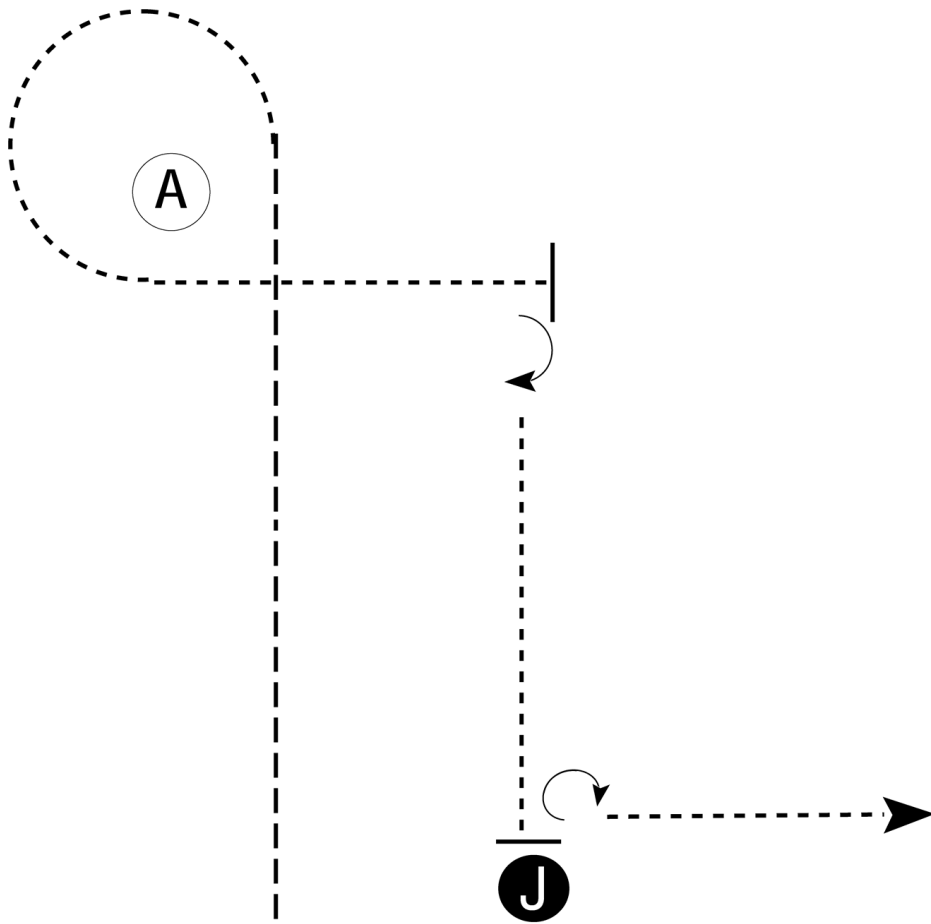
2024 FWSSR Paint Horse Show

Showmanship (Amateur Walk Trot Walk only, Walk Trot 5-10, Walk Trot 11-18)

Show Date: January 2024

w w w . H o r s e S h o w P a t t e r n s . c o m

w w w . H o r s e S h o w P a t t e r n s . c o m



Be ready even with judge.

1. Trot to A.
2. Walk around A and until even with judge.
3. Stop and perform a 90 degree turn.
4. Walk to judge.
5. Stop and set up for inspection.
6. When dismissed, perform a 270 degree turn.
7. Walk straight away from judge.

Follow the instructions of your ring steward.

- Walk -----
- Trot - - - - -
- Back ← ---
- Marker (B)
- Judge (J)

[S/WT-76]

Pattern Provided by:
Judges

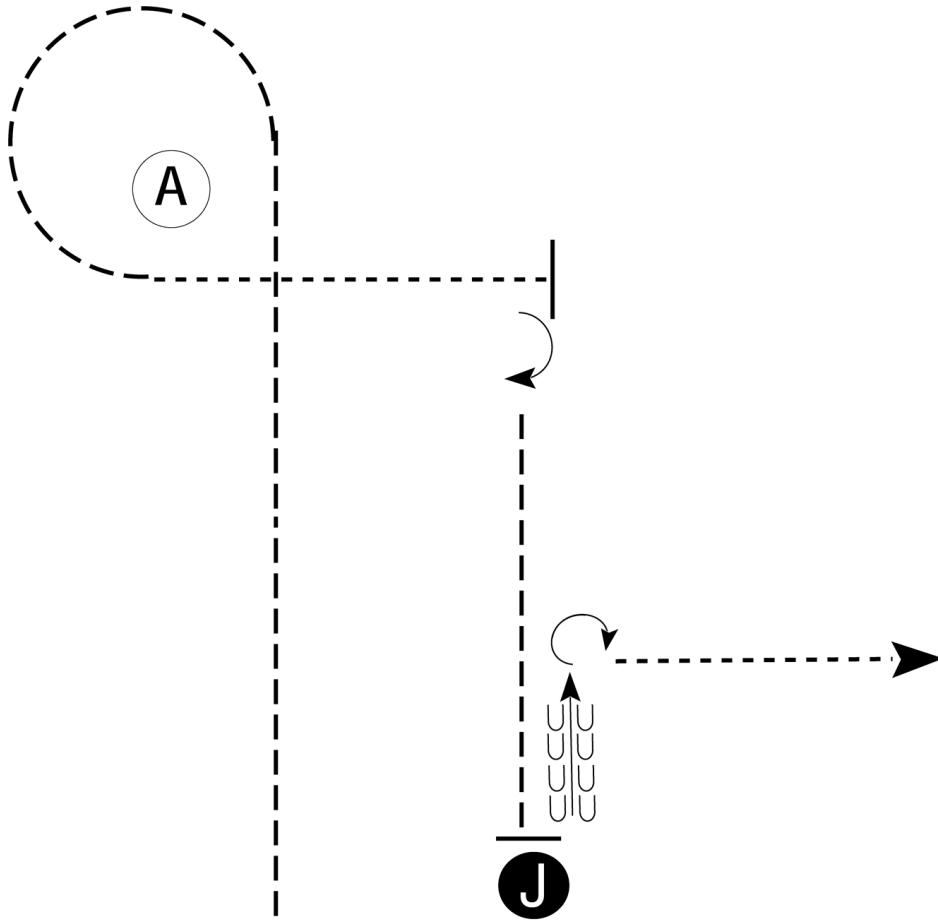
2024 FWSSR Paint Horse Show

Showmanship (Youth 13 & under, Novice Amateur,
Novice Youth 18 & under)

Show Date: January 2024

w w w . H o r s e S h o w P a t t e r n s . c o m

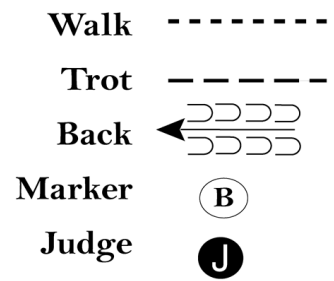
w w w . H o r s e S h o w P a t t e r n s . c o m



Be ready even with judge.

1. Trot to and around A.
2. Walk from A until even with judge.
3. Stop and perform a 90 degree turn.
4. Trot to judge.
5. Stop and set up for inspection.
6. When dismissed, back approximately 2 horse lengths.
7. Perform a 270 degree turn.
8. Walk straight away from judge.

Follow the instructions of your ring steward.



[S/2-76]

Pattern Provided by:

Judges

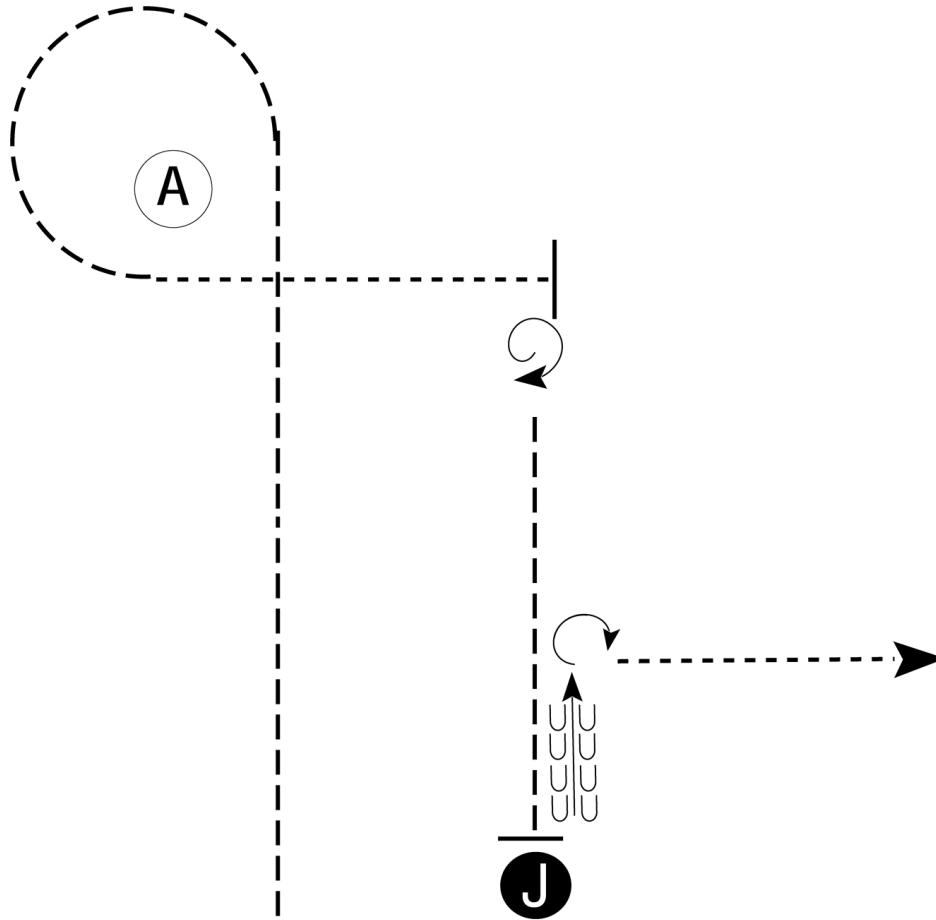
2024 FWSSR Paint Horse Show

Showmanship (Youth 18 & under, Amateur, Masters)

Show Date: January 2024

w w w . H o r s e S h o w P a t t e r n s . c o m

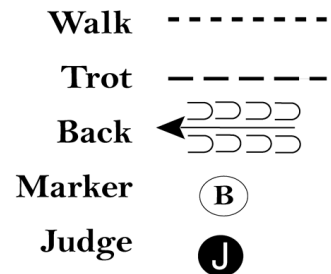
w w w . H o r s e S h o w P a t t e r n s . c o m



Be ready even with judge.

1. Trot to and around A.
2. Walk from A until even with judge.
3. Stop and perform a 450 degree turn.
4. Trot to judge.
5. Stop and set up for inspection.
6. When dismissed, back approximately 2 horse lengths.
7. Perform a 270 degree turn.
8. Walk straight away from judge.

Follow the instructions of your ring steward.



[S/3-76]

Pattern Provided by:

Judges