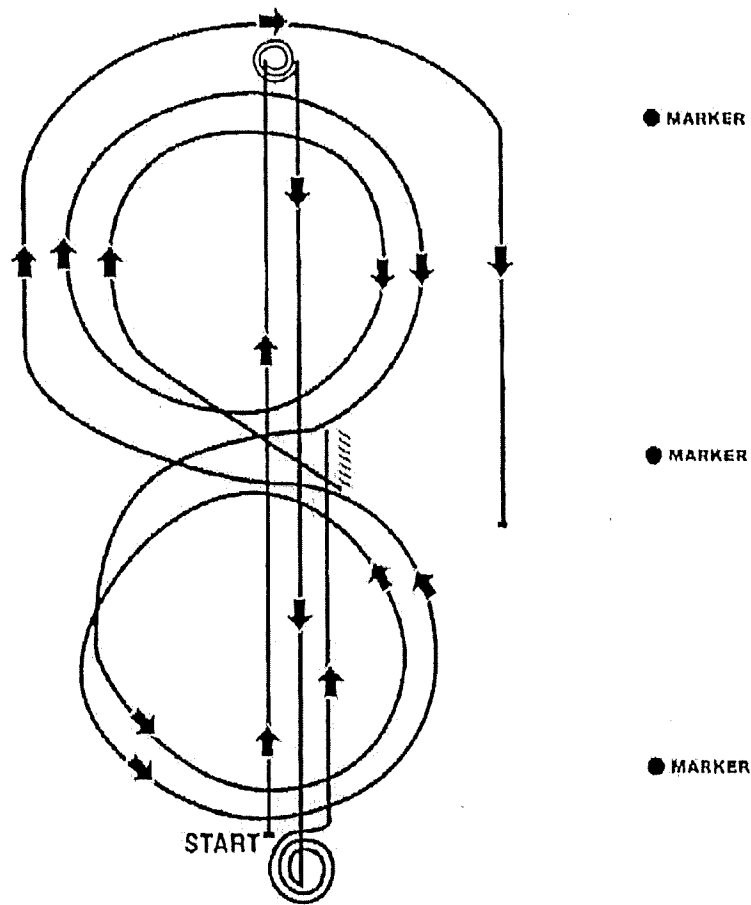


## Stock Horse Reining Pattern 4



### Mandatory Marker along Fence or Wall

The judge shall indicate with markers on arena fence or wall the center of pattern.

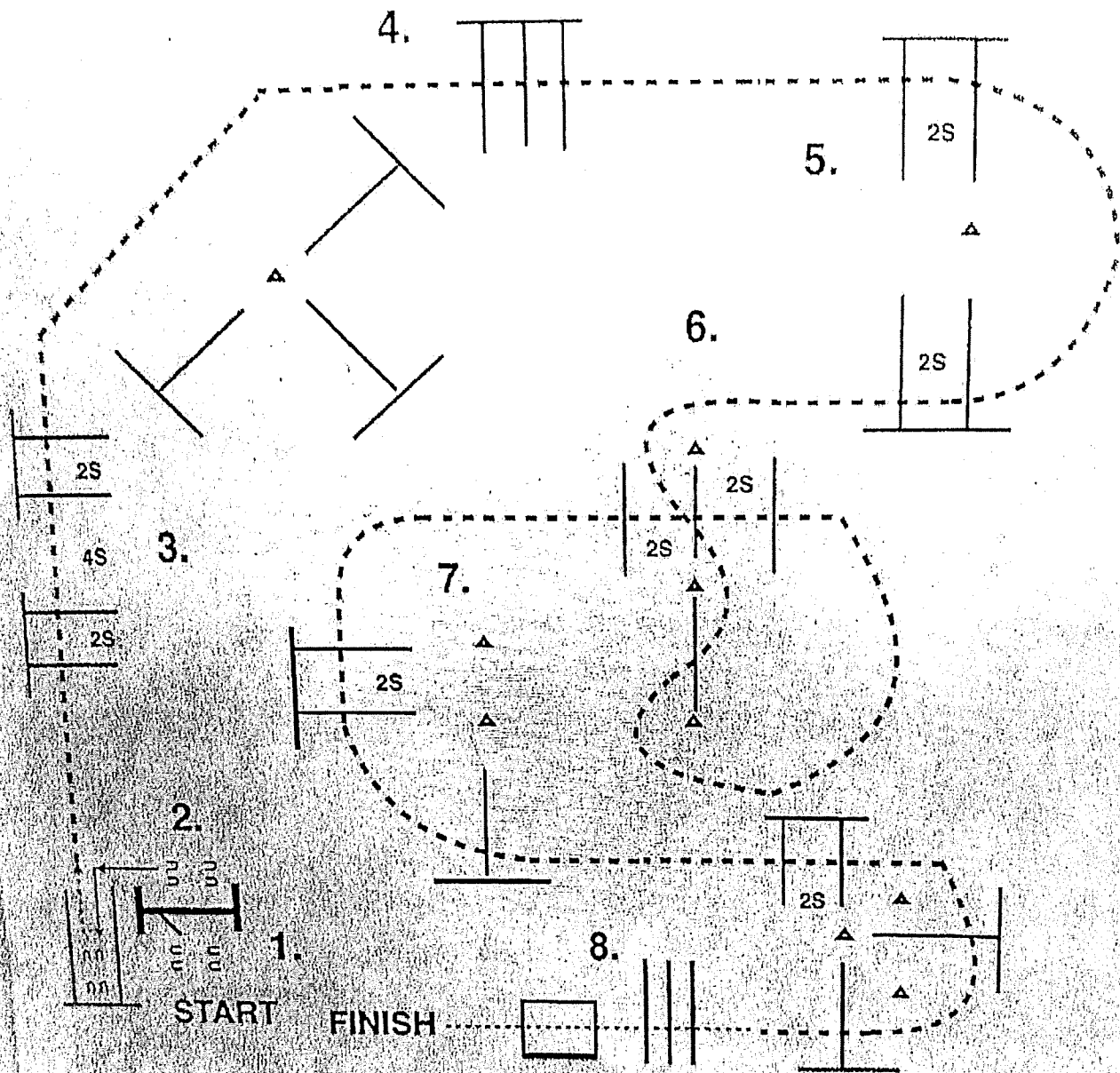
Ride pattern as follows:

1. Run up center of arena past the end marker and come to a sliding stop
2. Complete 3 1/2 spins to the left
3. Run down to other end of arena, past the end marker and come to a sliding stop.
4. Complete 3 1/2 spins to the right
5. Run past the center marker and stop.
6. Back at least 10 feet in a straight line
7. Complete 1/4 turn to the left, hesitate. Begin on right lead. Complete two circles to the right; the first one small and slow, the second large and fast. Change to left lead
8. Complete one small and slow circle then one large and fast circle. Change to right lead.
9. Run around end of arena to the other side, past the center marker, at least 20 feet from the fence and come to a sliding stop
10. Hesitate to complete pattern

2019 FORT WORTH STOCK SHOW

APHA DIVISION

YOUTH WALK TROT  
AMATEUR WALK TROT

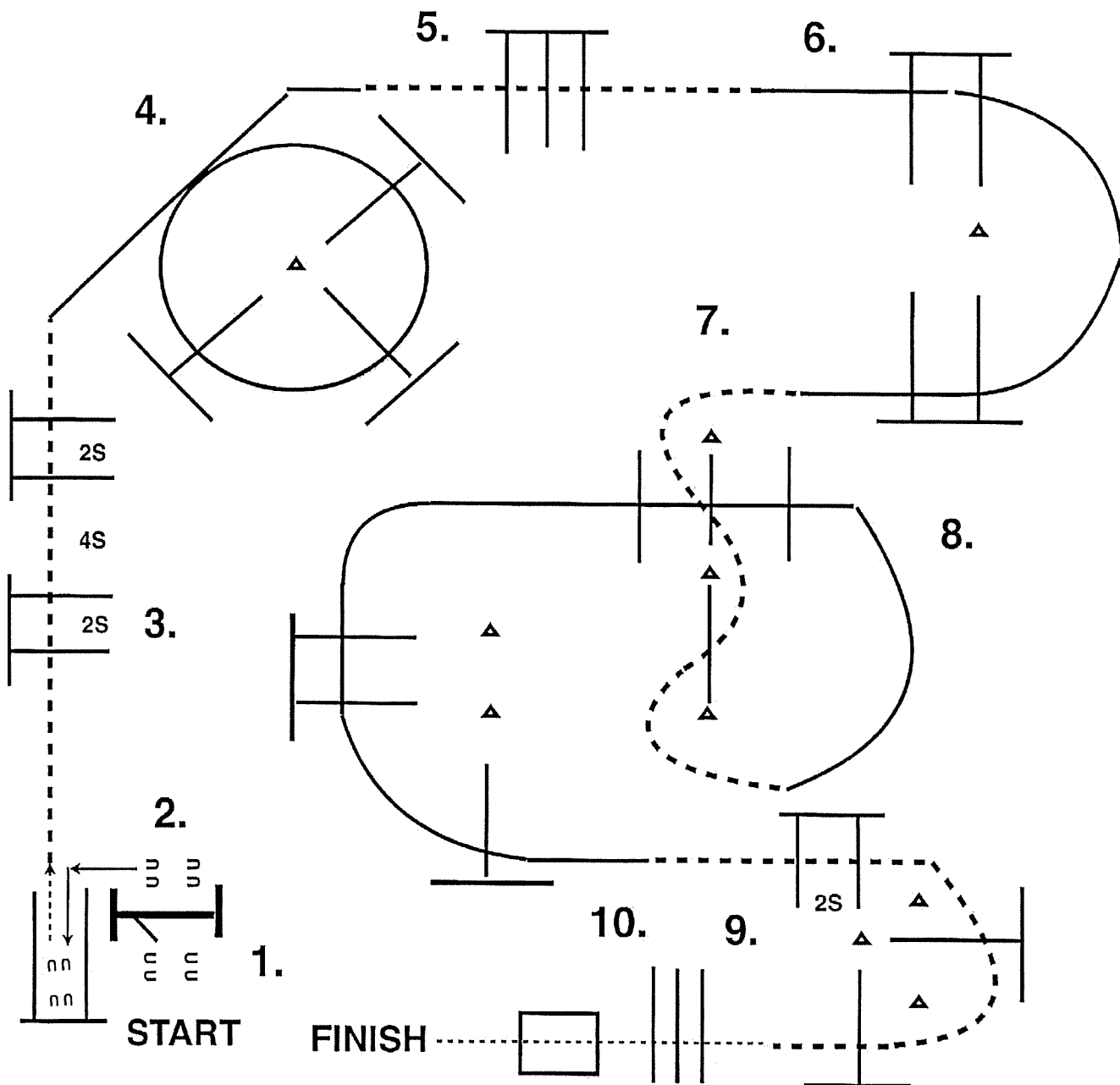


1. GATE: RH OPEN, WALK OVER POLE AND CLOSE GATE.
2. BACK AWAY FROM GATE, AND BACK BETWEEN POLES, THEN WALK FORWARD AT LEAST TILL NOSE EXITS CHUTE OR MORE.
3. JOG OVER POLES.
4. JOG OVER POLES.
5. JOG OVER POLES.
6. JOG THRU SERPENTINE, JOG OVER POLES.
7. JOG OVER POLES, JOG AROUND CONES.
8. STOP OR BREAK TO THE WALK, WALK OVER POLES AND WALK OVER BRIDGE.

# 2019 FORT WORTH STOCK SHOW

## APHA DIVISION

## GREEN AND 13 & UNDER NOVICE YOUTH NOVICE AMATEUR



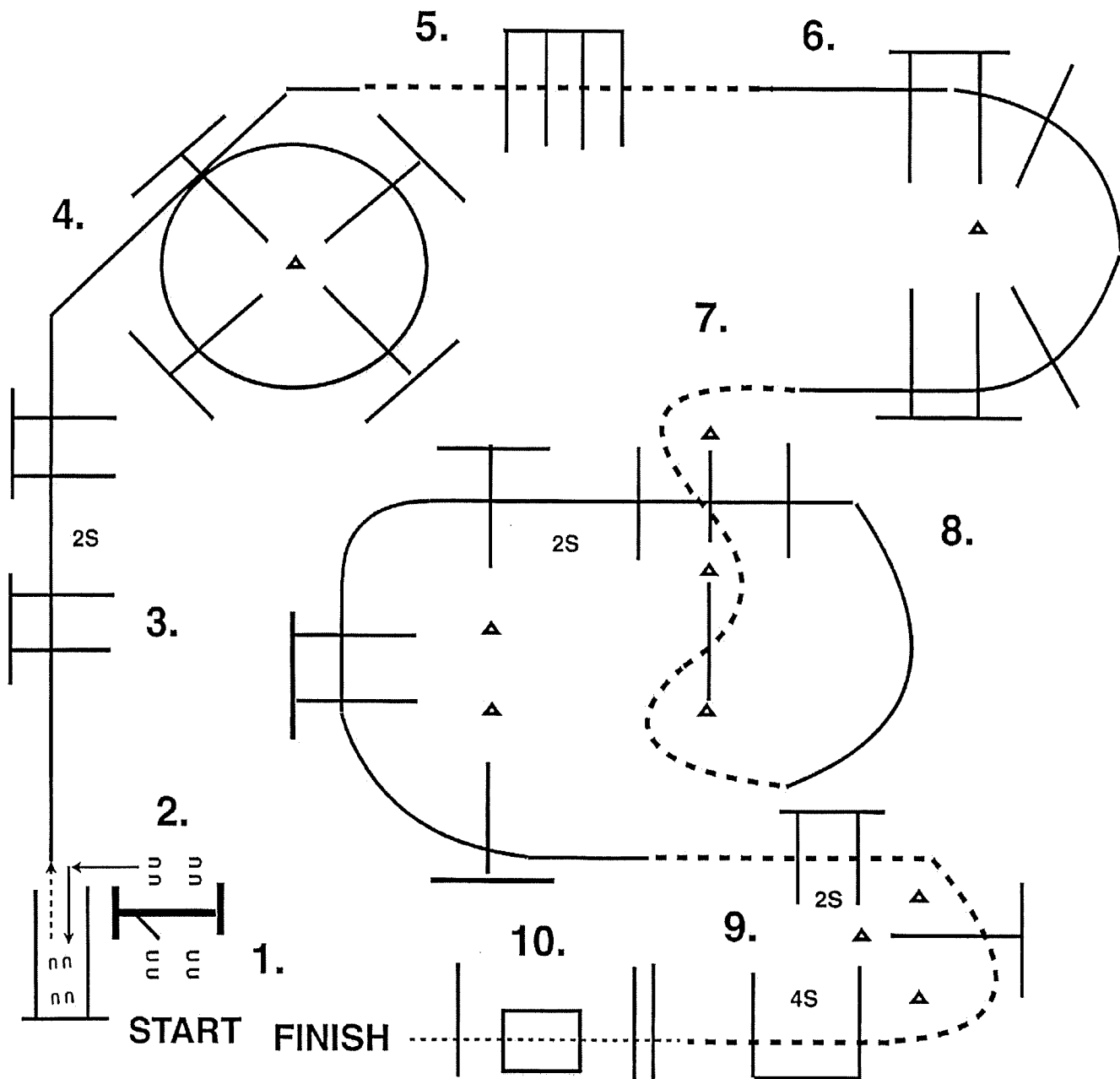
1. GATE: RH OPEN, WALK OVER POLE AND CLOSE GATE.
2. BACK AWAY FROM GATE, AND BACK BETWEEN POLES, THEN WALK FORWARD AT LEAST TILL NOSE EXITS CHUTE OR MORE.
3. JOG OVER POLES.
4. LOPE OVER POLES (RL).
5. BREAK TO THE JOG, JOG OVER POLES.

6. LOPE OVER POLES (RL).
7. BREAK TO THE JOG, JOG THRU SERPENTINE, JOG OVER POLES.
8. LOPE OVER POLES (LL)
9. BREAK TO THE JOG, JOG OVER POLES. JOG AROUND CONES.
10. STOP OR BREAK TO THE WALK, WALK OVER POLES AND WALK OVER BRIDGE.

# 2019 FORT WORTH STOCK SHOW

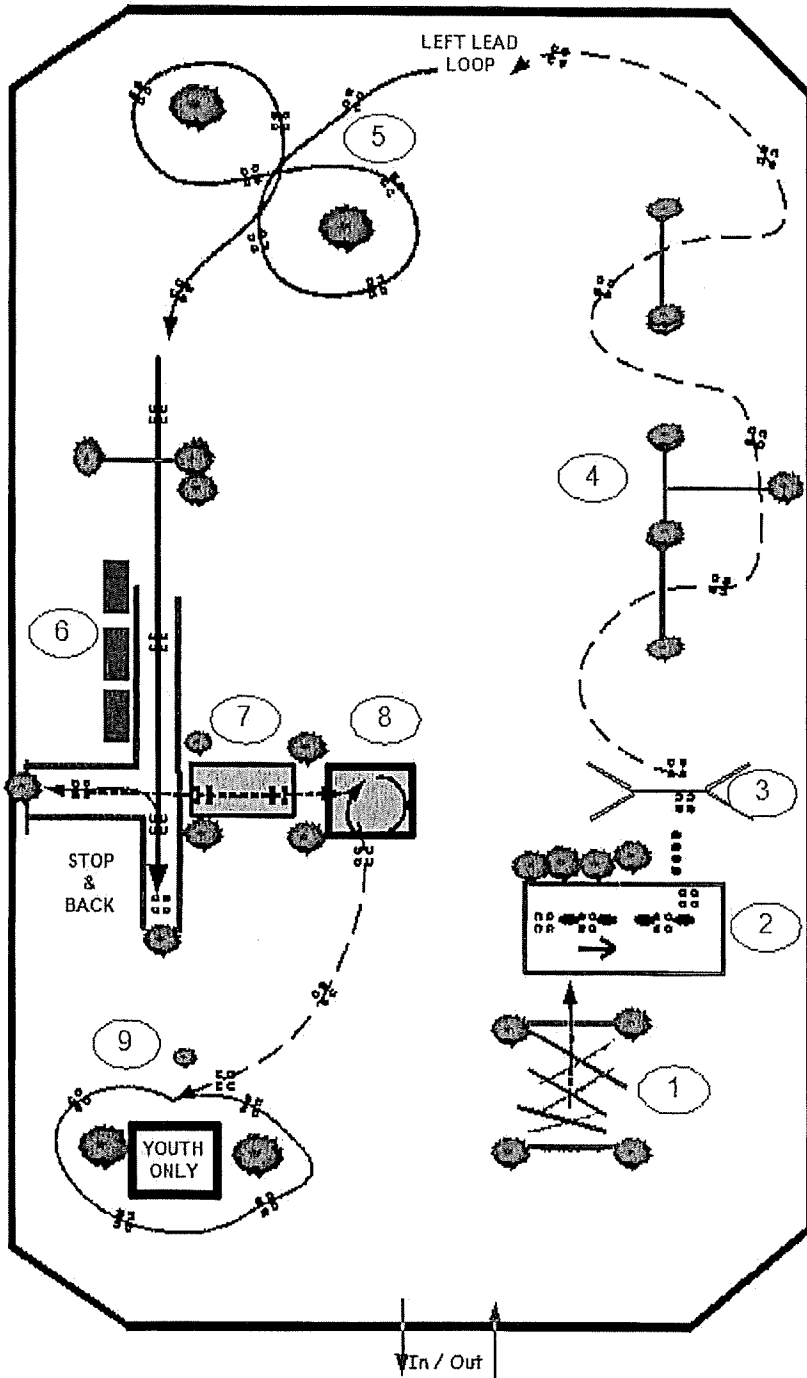
## APHA DIVISION

YOUTH 18 & UNDER  
JUNIOR  
AMATEUR & SENIOR



1. GATE: RH OPEN, WALK OVER POLE AND CLOSE GATE.
2. BACK AWAY FROM GATE, AND BACK BETWEEN POLES, THEN WALK FORWARD AT LEAST TILL NOSE EXITS CHUTE OR MORE.
3. LOPE OVER POLES (RL).
4. LOPE SPOKE AND OVER POLES (RL).
5. BREAK TO THE JOG, JOG OVER POLES.

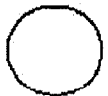
6. LOPE OVER POLES (RL).
7. BREAK TO THE JOG, JOG THRU SERPENTINE, JOG OVER POLES.
8. LOPE OVER POLES (LL)
9. BREAK TO THE JOG, JOG OVER POLES. JOG AROUND CONES.
10. STOP OR BREAK TO THE WALK, WALK OVER POLES AND WALK OVER BRIDGE.



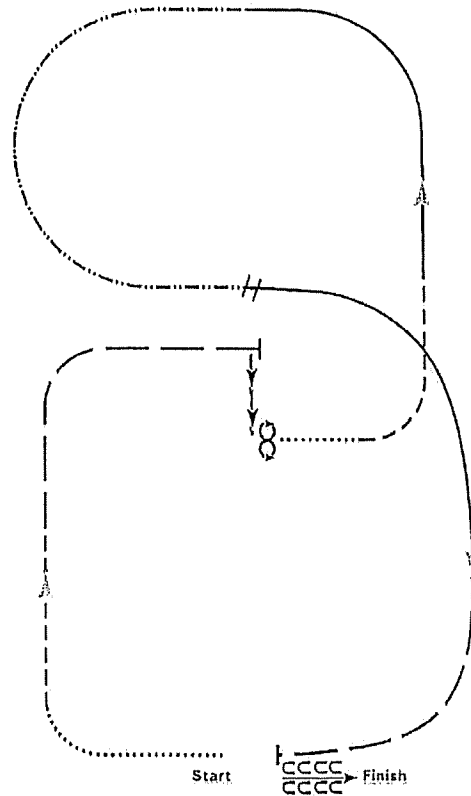
CLASSES

- 1 WALK OVER LOGS AND WALK INTO BOX.
- 2 SIDE PASS BETWEEN LOGS TO THE RIGHT. WALK OUT OF BOX.
3. WALK TO GATE. WORK GATE WITH LEFT HAND OPEN PASS THUR AND CLOSE
4. TROT SERPENTINE OVER LOGS.
5. LOPE LEFT LEAD, THEN LOPE FIGURE 8 WITH A SIMPLE OR FLYING LEAD CHANGE BETWEEN MARKERS.
- 6 LOPE RIGHT LEAD BETWEEN LOGS AND LOPE OVER LOG INTO CHUTE AND STOP. BACK AROUND CORNER AND BACK BETWEEN LOGS, WALK OUT OVER LOG
- 7 WALK OVER BRIDGE
- 8 WALK INTO BOX EXECUTE A 360 CIRCLE TURNING TO THE RIGHT. WALK OUT OF BOX.
- 9A OPEN AND AMATEUR HORSES ONLY... TROT OVER AND PICK UP ROPE AND DRAG LOG AT A WLK OR TROT AROUND MARKERS, RETURNING TO STARTING POINT. EXIT ARENA
- 9B YOUTH ONLY... TROT OVER TO BOX. STOP WALK IN. DISMOUNT WALK AROUND CHECK EQUIPMENT. REMOUNT EXIT ARENA

COURSES BY  
ROBERT BARTON



### Ranch Riding Pattern #3



1. Walk to the left around corner of the arena
2. Trot
3. Extend alongside of the arena and around the corner to center
4. Stop, side pass right
5. 360 turn each direction (either way 1st)
6. Walk
7. Trot
8. Lope left lead
9. Extend the lope
10. Change leads (simple or flying)
11. Collect to the lope
12. Extend trot
13. Stop and back

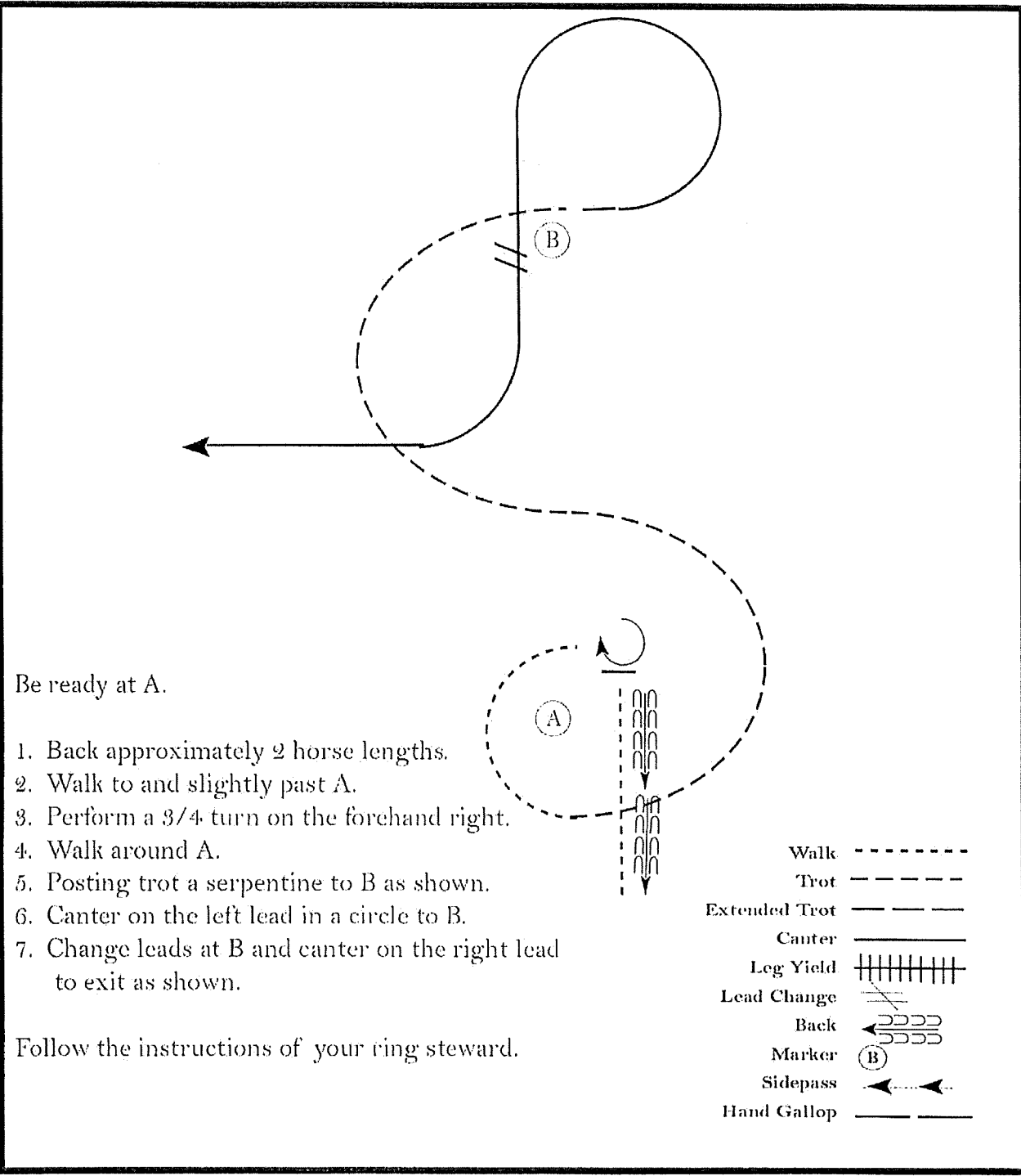
# 2019 FWSSR Paint Show

## Hunt Seat Equitation (Novice Amateur, Novice Youth, Youth 13 & U)

Show Date: February 2, 3, 2019

www.horsethowsowpatterns.com

www.horsethowsowpatterns.com



Be ready at A.

1. Back approximately 2 horse lengths.
2. Walk to and slightly past A.
3. Perform a 3/4 turn on the forehand right.
4. Walk around A.
5. Posting trot a serpentine to B as shown.
6. Canter on the left lead in a circle to B.
7. Change leads at B and canter on the right lead to exit as shown.

Follow the instructions of your ring steward.

Walk	-----
Trot	- - - - -
Extended Trot	-----
Canter	-----
Leg Yield	
Lead Change	↘ ↙
Back	← ← ← ← ←
Marker	⊙
Sidepass	← → ← →
Hand Gallop	-----

[HSE/2-68]

**Pattern Provided by:**  
*FWSSR Judges*

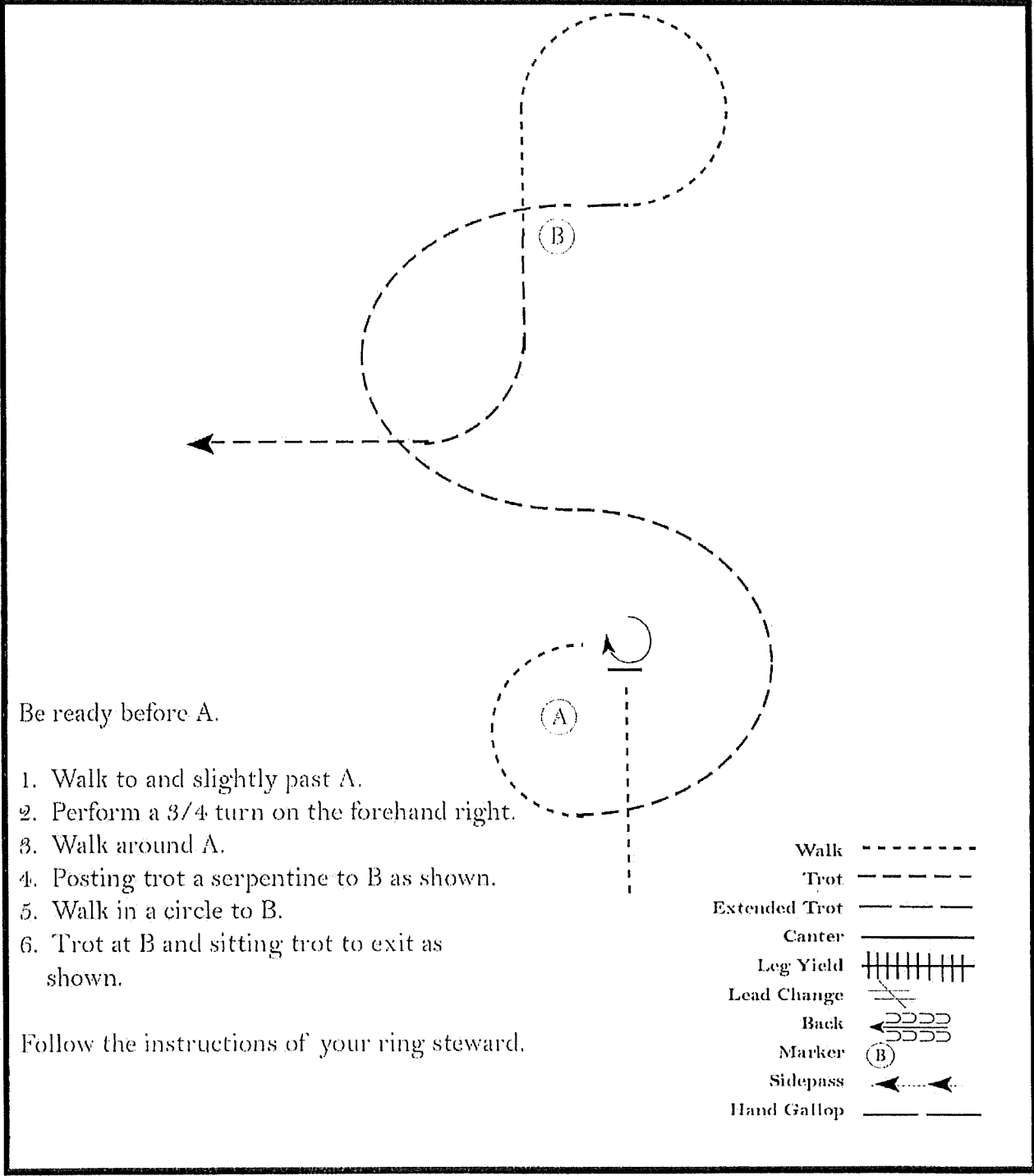
# 2019 FWSSR Paint Show

## Hunt Seat Equitation (Walk Trot Youth, Walk Trot Amateur)

Show Date: February 2, 3, 2019

Horse Show Patterns.com

Horse Show Patterns.com



Be ready before A.

1. Walk to and slightly past A.
2. Perform a 3/4 turn on the forehand right.
3. Walk around A.
4. Posting trot a serpentine to B as shown.
5. Walk in a circle to B.
6. Trot at B and sitting trot to exit as shown.

Follow the instructions of your ring steward.

Walk	.....
Trot	-----
Extended Trot	-----
Canter	—————
Leg Yield	
Lead Change	↘↙
Back	←←←←
Marker	Ⓚ
Sidepass	←-----→
Hand Gallop	-----

[HSE/WT-68]

**Pattern Provided by:**  
*FWSSR Judges*



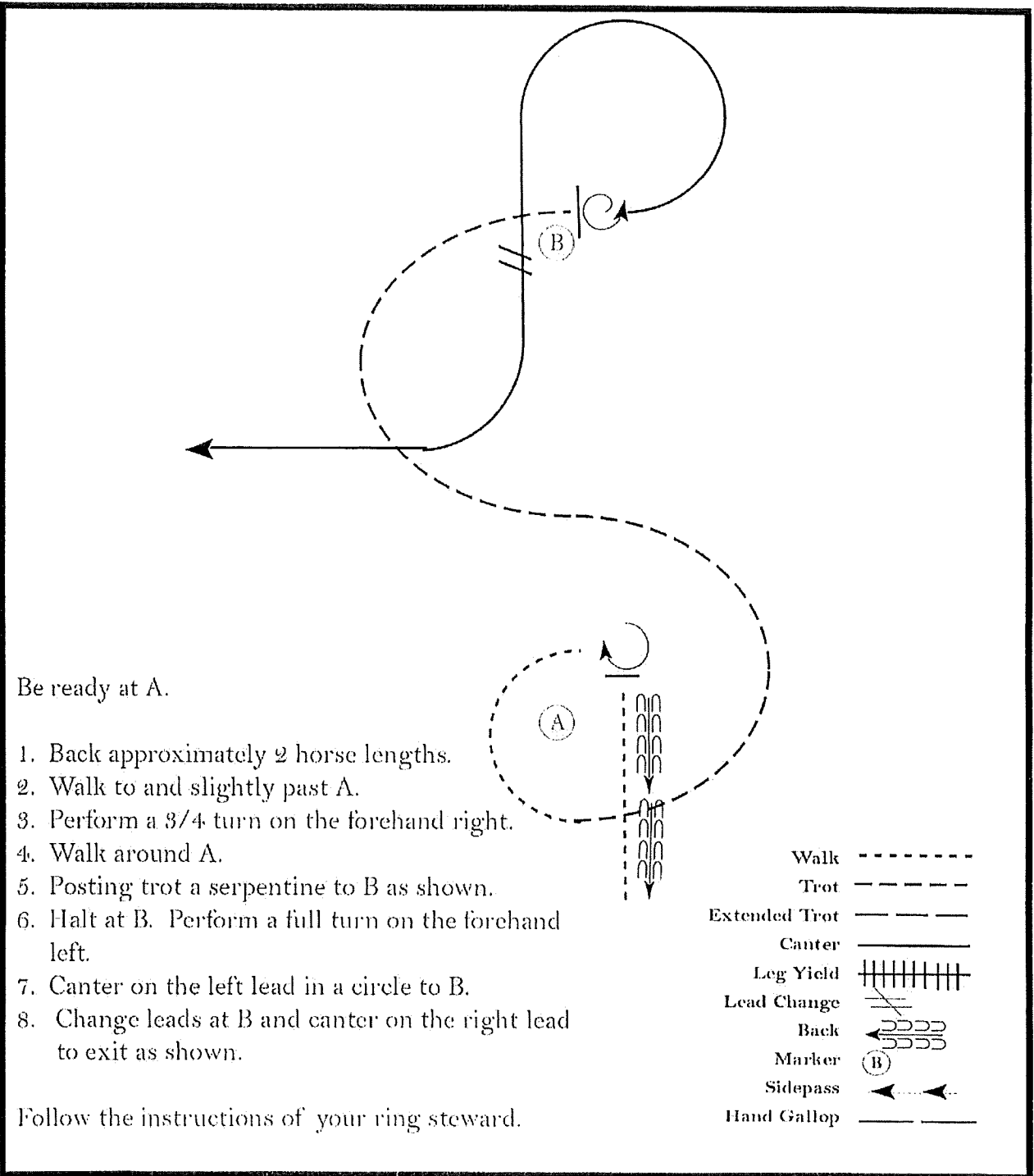
# 2019 FWSSR Paint Show

## Hunt Seat Equitation (Amateur, Youth 18 & Under)

Show Date: February 2, 3, 2019

www.horsheshowpatterns.com

www.horsheshowpatterns.com



Be ready at A.

1. Back approximately 2 horse lengths.
2. Walk to and slightly past A.
3. Perform a 3/4 turn on the forehand right.
4. Walk around A.
5. Posting trot a serpentine to B as shown.
6. Halt at B. Perform a full turn on the forehand left.
7. Canter on the left lead in a circle to B.
8. Change leads at B and canter on the right lead to exit as shown.

Follow the instructions of your ring steward.

- Walk - - - - -
- Trot - - - - -
- Extended Trot - - - - -
- Canter - - - - -
- Leg Yield |||||
- Lead Change / / / / /
- Back ← ← ← ← ←
- Marker (B)
- Sidepass ← ← ← ← ←
- Hand Gallop - - - - -

[HSE/3-68]

Pattern Provided by:  
*FWSSR Judges*

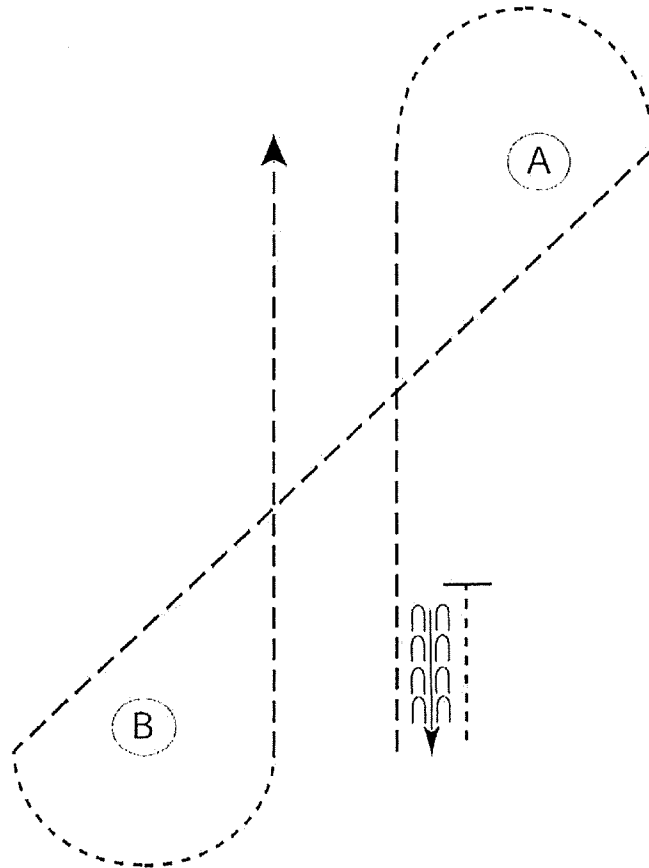
# 2019 FWSSR Paint Show

## Western Horsemanship (Walk Trot Youth, Walk Trot Amateur)

Show Date: February 2, 3, 2019

W W W . H O R S E S H O W P A T T E R N S . C O M

W W W . H O R S E S H O W P A T T E R N S . C O M



Be ready lined up to A.

1. Walk approximately 2 horse lengths toward A.
2. Stop and back until even with B.
3. Jog to A.
4. Walk around A as shown.
5. Jog to B.
6. Walk around B.
7. Jog in a straight line as shown.
8. Pattern is over once you have passed A.

- Walk -----
- Jog - - - - -
- Extended Jog - - - - -
- Lope \_\_\_\_\_
- Lead Change
- Back
- Marker

Follow the instructions of your ring steward.

[WH/WT-92]

Pattern Provided by:  
*FWSSR Judges*

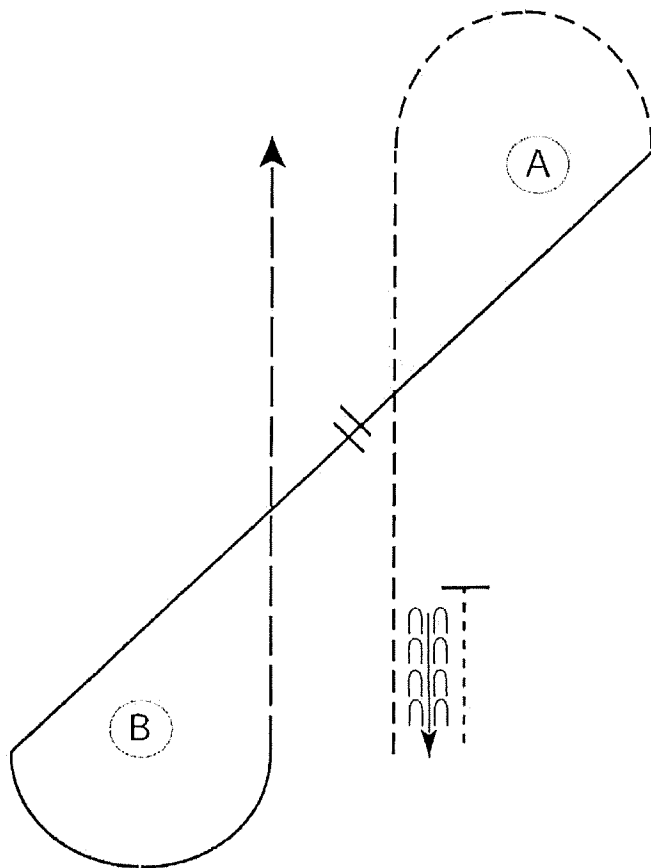
# 2019 FWSSR Paint Show

Western Horsemanship (Novice Amateur, Novice Youth, Youth 13 & U)

Show Date: February 2, 3, 2019

W W W . H O R S E S H O W P A T T E R N S . C O M

W W W . H O R S E S H O W P A T T E R N S . C O M



Be ready lined up to A.

1. Walk approximately 2 horse lengths toward A.
2. Stop and back until even with B.
3. Jog to and around A.
4. Lope on the right lead halfway to B.
5. Perform a simple lead change halfway to B and lope to and around B.
6. Extended jog in a straight line.
7. Pattern is over once you have passed A.

Walk	-----
Jog	- - - - -
Extended Jog	— — — —
Lope	— — — —
Lead Change	— — — —
Back	← ← ← ← ←
Marker	⊙ B

Follow the instructions of your ring steward.

[WH/2-92]

Pattern Provided by:  
*FWSSR Judges*

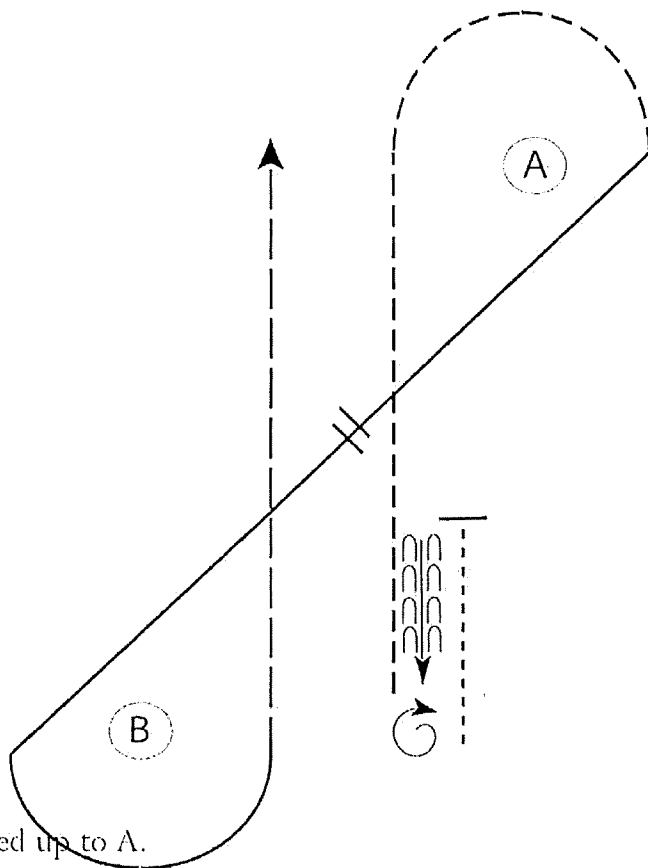
# 2019 FWSSR Paint Show

## Western Horsemanship (Amateur, Youth 18 & Under)

Show Date: February 2, 3, 2019

www.HorseShowPatterns.com

www.HorseShowPatterns.com



Be ready lined up to A.

1. Walk approximately 2 horse lengths toward A.
2. Stop and back until even with B.
3. Perform a full turn right.
4. Jog to and around A.
5. Lope on the right lead halfway to B.
6. Change leads halfway to B and lope to and around B.
7. Extended jog in a straight line.
8. Pattern is over once you have passed A.

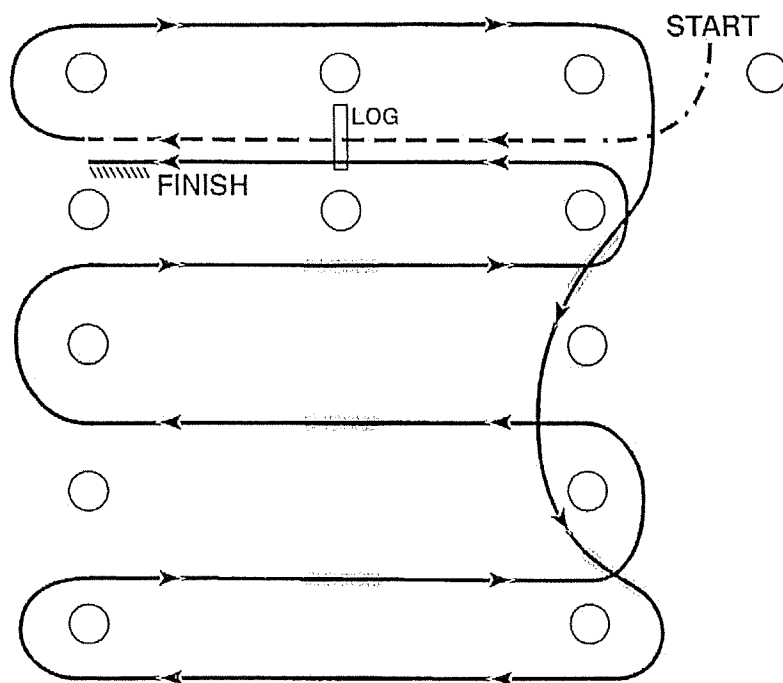
Follow the instructions of your ring steward.

Walk	-----
Jog	- - - - -
Extended Jog	-----
Lope	—————
Lead Change	/  /
Back	←←←←←
Marker	⊙

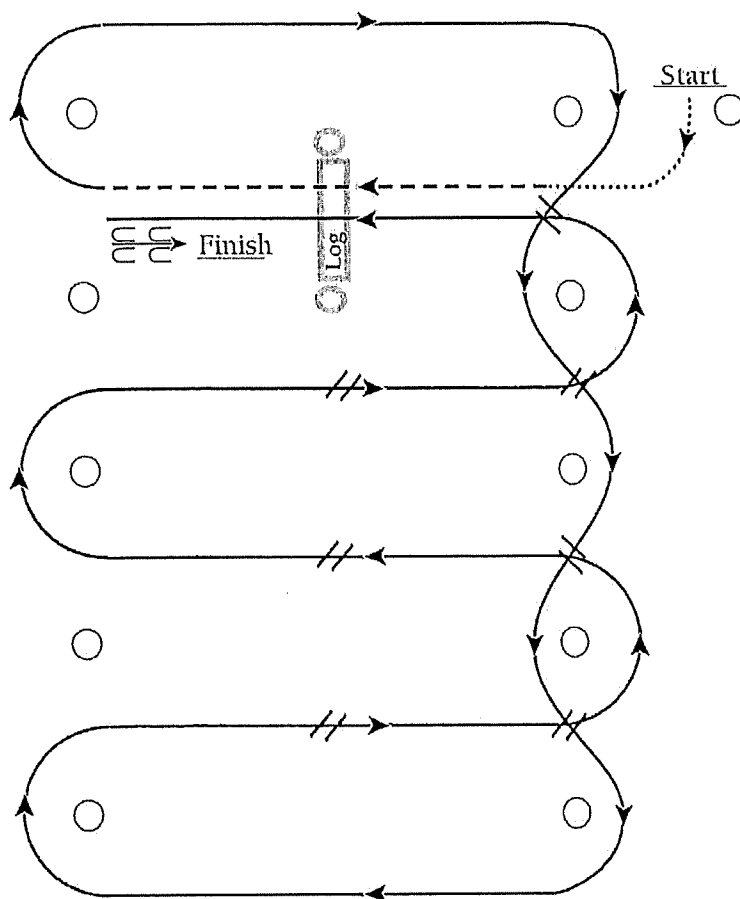
[WH/3-92]

**Pattern Provided by:**  
*FWSSR Judges*

Green Western Riding Pattern #4



1. Walk, transition to log, jog over log.
2. Transition to right lead and lope around end.
3. First line change.
4. Second line change, lope around end of arena.
5. First crossing change.
6. Second crossing change.
7. Third crossing change.
8. Lope over log.
9. Lope, stop and back.

**Western Riding Pattern #4**

1. Walk, transition to jog, jog over log.
2. Transition to lope, lope to right around end.
3. First line change.
4. Second line change.
5. Third line change.
6. Fourth line change.
7. First crossing change.
8. Second crossing change.
9. Third crossing change.
10. Lope over log.
11. Lope, stop and back.

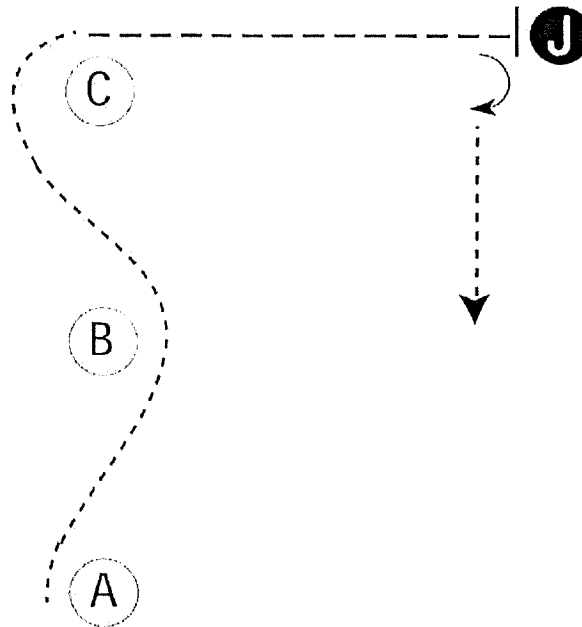
# 2019 FWSSR Paint Show

## Showmanship at Halter (Youth Walk Trot)

Show Date: February 2, 3, 2019

W W W . H O R S E S H O W P A T T E R N S . C O M

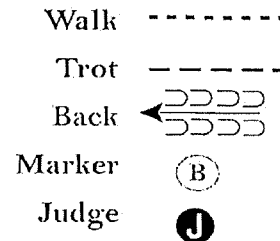
W W W . H O R S E S H O W P A T T E R N S . C O M



Be ready at A.

1. When acknowledged, walk around B and around C.
2. Trot from C to judge.
3. Stop and set up for inspection.
4. When dismissed, perform a 90 degree turn and walk away from judge.

Follow the directions of the ring steward.



[S/WT-59]

Pattern Provided by:  
*FWSSR Judges*

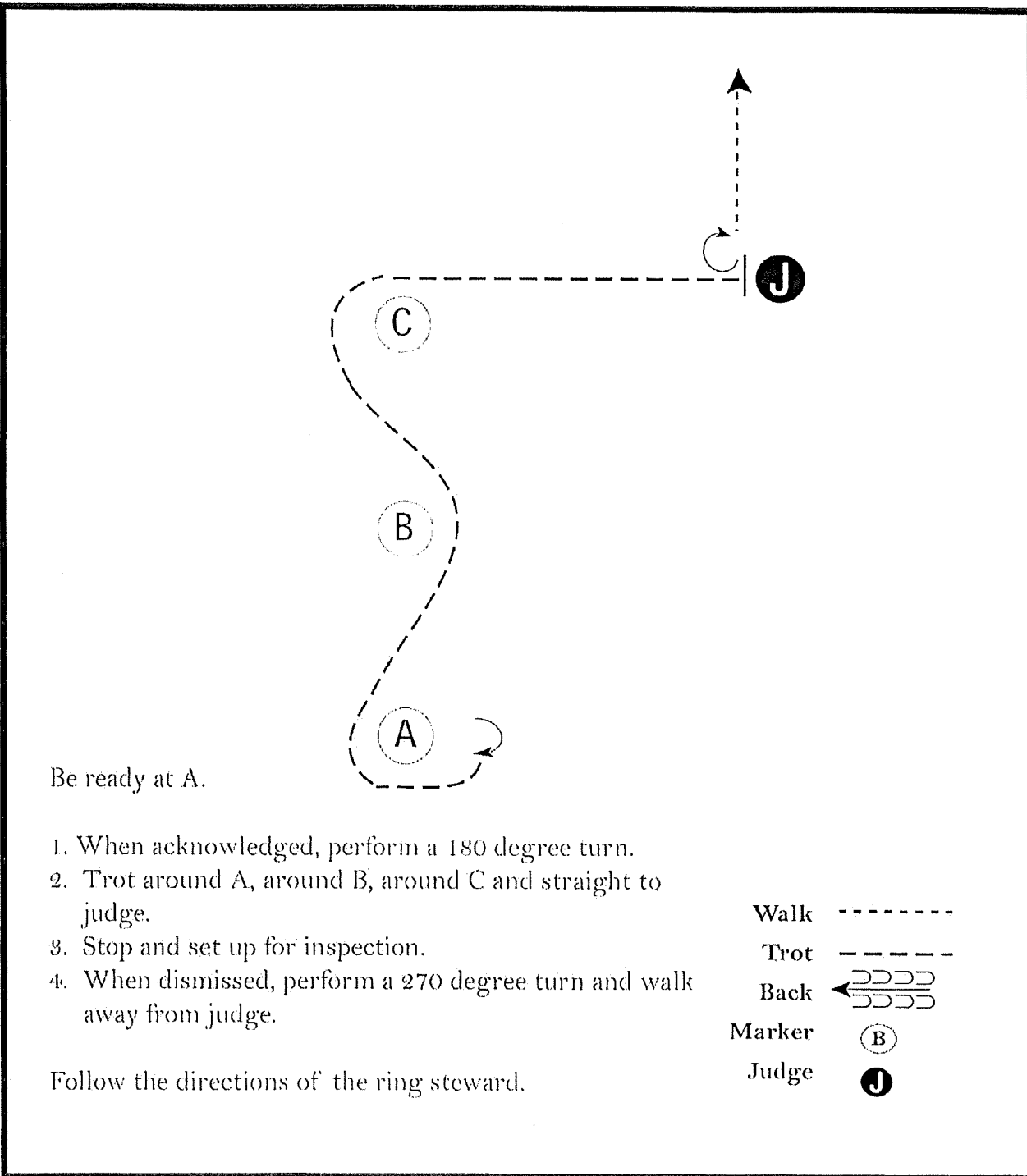
# 2019 FWSSR Paint Show

## Showmanship at Halter (Novice Amateur, Novice Youth, Youth 13 & U)

Show Date: February 2, 3, 2019

www.horsethows.com

www.horsethows.com



Pattern Provided by:  
*FWSSR Judges*

[S/2-59]



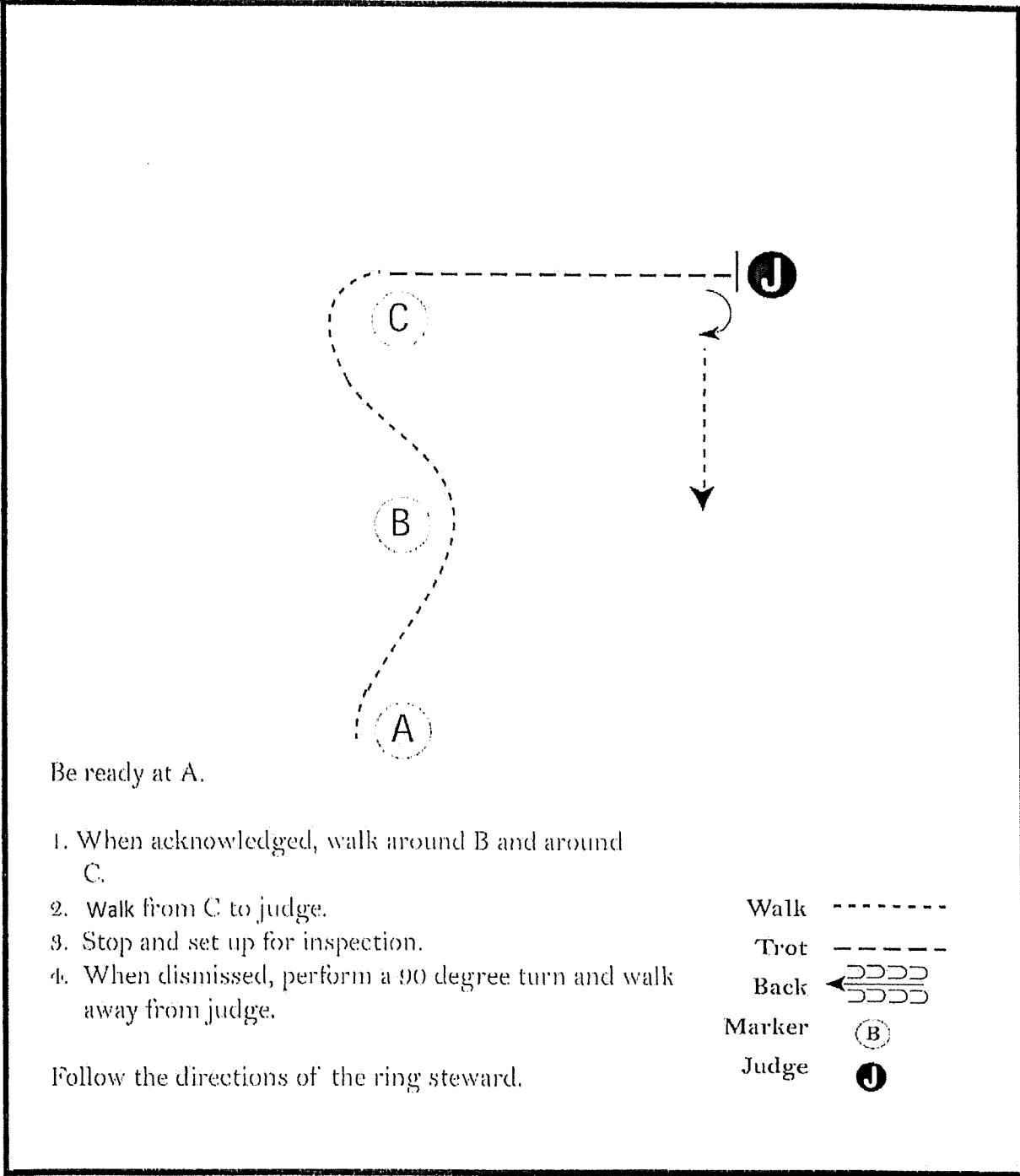
# 2019 FWSSR Paint Show

## Showmanship at Halter (Amateur Walk Only)

Show Date: February 2, 3, 2019

W W W . H O R S E S H O W P A T T E R N S . C O M

W W W . H O R S E S H O W P A T T E R N S . C O M



Be ready at A.

1. When acknowledged, walk around B and around C.
2. Walk from C to judge.
3. Stop and set up for inspection.
4. When dismissed, perform a 90 degree turn and walk away from judge.

Follow the directions of the ring steward.

[S/WT-59]

Pattern Provided by:  
*FWSSR Judges*

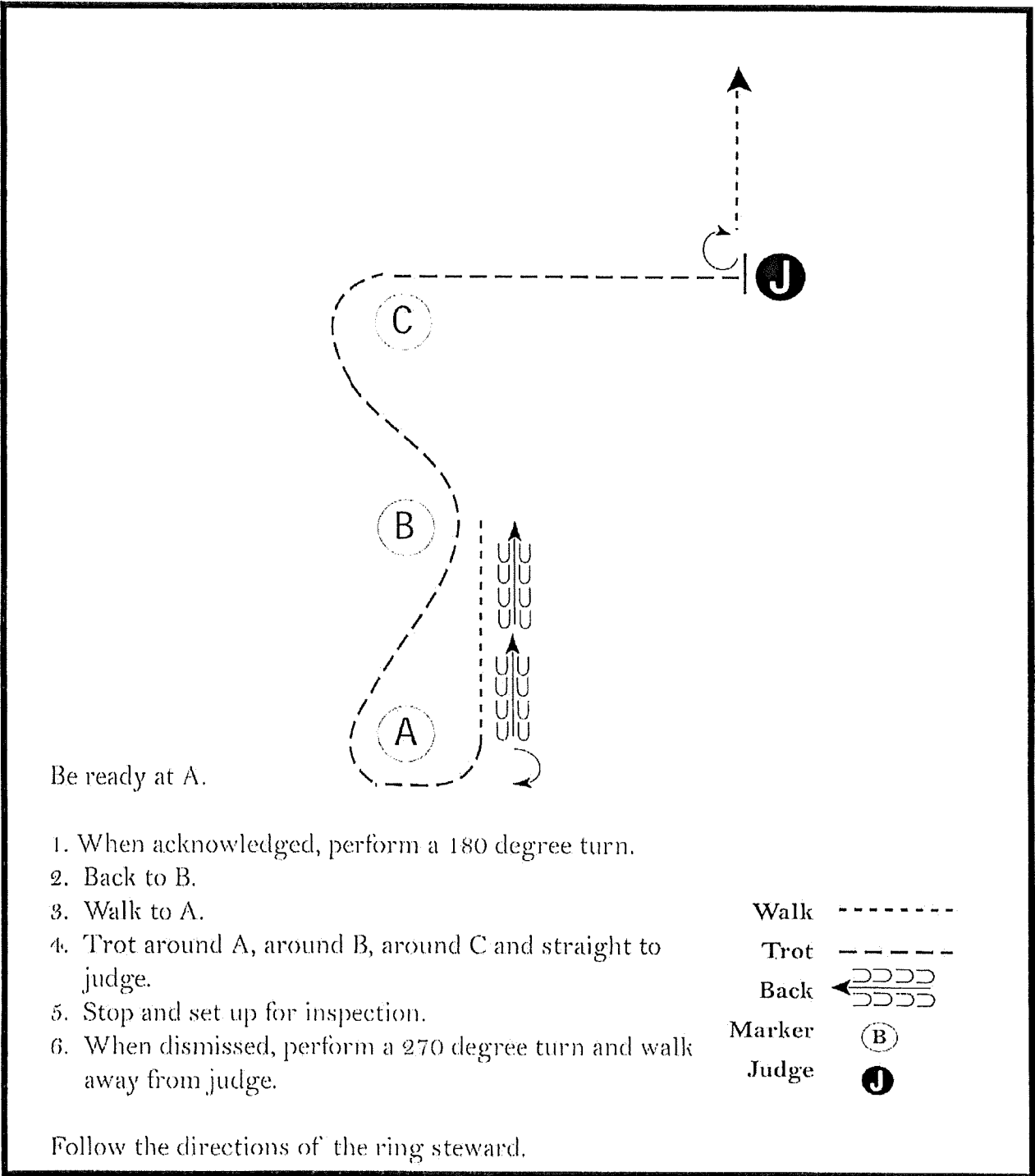
# 2019 FWSSR Paint Show

## Showmanship at Halter (Amateur, Youth 18 & Under)

Show Date: February 2, 3, 2019

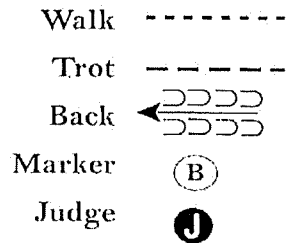
w w w . H o r s e S h o w P a t t e r n s . c o m

w w w . H o r s e S h o w P a t t e r n s . c o m



Be ready at A.

1. When acknowledged, perform a 180 degree turn.
2. Back to B.
3. Walk to A.
4. Trot around A, around B, around C and straight to judge.
5. Stop and set up for inspection.
6. When dismissed, perform a 270 degree turn and walk away from judge.



Follow the directions of the ring steward.

[S/3-59]

Pattern Provided by:  
*FWSSR Judges*